


The Basics of Business Models

Christian Nielsen; Morten Lund (Eds.)



Download free books at

bookboon.com

Christian Nielsen and Morten Lund (Eds.)

The Basics of Business Models



The Basics of Business Models

1st edition

© 2013 Christian Nielsen, Morten Lund (Eds.) & BookBoon.com

ISBN 978-87-403-0525-8

Contents

	Author Bio's	7
1	An Introduction to Business Models	8
1.1	Overview of the book	10
1.2	Networking, innovating and globalizing	10
1.3	Value configuration	11
1.4	Driving out the business model	19
1.5	Archetypes of business models: looking for patterns	19
	Sum-up questions for chapter 1	20
2	A Brief History of the Business Model Concept	21
	Sum-up questions for chapter 2	27

www.sylvania.com

**We do not reinvent
the wheel we reinvent
light.**

Fascinating lighting offers an infinite spectrum of possibilities: Innovative technologies and new markets provide both opportunities and challenges. An environment in which your expertise is in high demand. Enjoy the supportive working atmosphere within our global group and benefit from international career paths. Implement sustainable ideas in close cooperation with other specialists and contribute to influencing our future. Come and join us in reinventing light every day.

Light is OSRAM

**OSRAM
SYLVANIA**

3	Moving Towards Maturity in Business Model Definitions	28
3.1	Business model typologies	30
3.2	Business model characteristics	41
3.3	Towards business model building blocks	53
	Sum-up questions for chapter 3	54
4	Frameworks for Understanding and Describing Business Models	55
4.1	Service-profit chain	55
4.2	The strategic systems auditing framework	57
4.3	Strategy maps	62
4.4	Intellectual capital statements	68
4.5	Chesbroughs open business model framework	71
4.6	Business model canvas	73
	Sum-up questions for chapter 4	74
5	Communicating and Reporting on the Business Model	75
5.1	The demand and supply of value-creation information	77
5.2	The business model and business reporting	80
5.3	Good advice on communicating business models	82
	Sum-up questions for chapter 5	84



Discover the truth at www.deloitte.ca/careers

Deloitte.

© Deloitte & Touche LLP and affiliated entities.



Click on the ad to read more

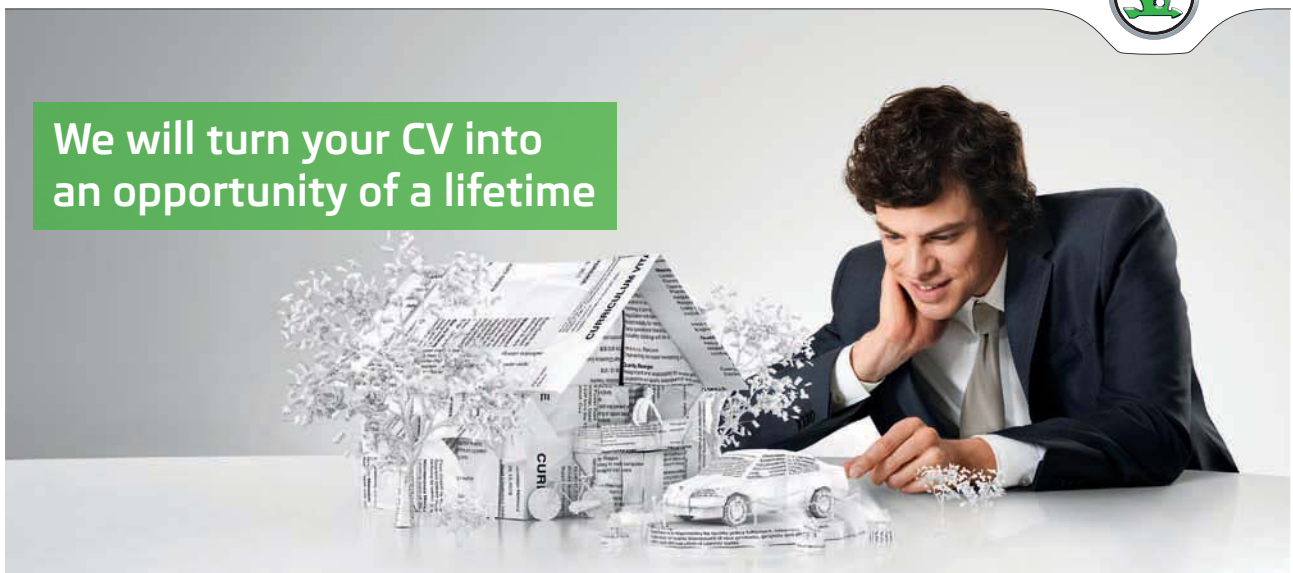
6	The Investor Perspective on Business Models	85
6.1	Information needs of investors and analysts	87
6.2	Background on the market for information	88
6.3	Gaining a competitive edge in the market for information	92
6.4	Information trigger-points for investors	97
6.5	Analysts as infomediaries	99
6.6	Translated to the real world context this means...	100
	Sum-up questions for chapter 6	104
7	Analyzing Business Models	105
7.1	The analytical guideline	109
7.2	The process of evaluating business models	112
	Sum-up questions for chapter 7	118
	References	119
	Endnotes	137

SIMPLY CLEVER

ŠKODA



We will turn your CV into an opportunity of a lifetime



Do you like cars? Would you like to be a part of a successful brand? We will appreciate and reward both your enthusiasm and talent. Send us your CV. You will be surprised where it can take you.

Send us your CV on www.employerforlife.com



Click on the ad to read more

Author Bios

Christian Nielsen

Christian Nielsen, Ph.d., is Professor at Aalborg University in Denmark. He is Centre Director of CREBS (Center for Research Excellence in Business models, www.crebs.aau.dk), the world's first interdisciplinary research center focusing on business models. Christian has previously worked as an equity strategist and macro economist focusing specifically on integrating Intellectual Capital and ESG factors into business model valuations. His Ph.d. dissertation from 2005 won the Emerald/EFMD Annual Outstanding Doctoral Research Award, and in 2011 he received the Emerald Literati Network Outstanding Reviewer Award. Christian Nielsen has a substantial number of international publications to his record and his research interests concern analyzing, evaluating and measuring the performance of business models.

Linkedin profile for Christian: dk.linkedin.com/in/christianhnielsen

Morten Lund

Morten Lund, MA in Business, Ph.d. Fellow at Aalborg University in Denmark. He is an experienced entrepreneur and executive, with a combined pragmatic and creative profile. He believes in mixing knowledge and creativity with methods and structure. He has a wide knowledge and experience both practically and methodologically/theoretically that he has gained through a natural curiosity and eagerness to discover new dimensions of business. He is among the founding group of CREBS (Center for Research Excellence in Business models, www.crebs.aau.dk), the worlds first interdisciplinary research center focusing on business models.

Linkedin profile for Morten: dk.linkedin.com/in/mortenlunddk

Robin Roslender

Robin Roslender is a Professor in Accounting and Finance and Acting Dean at Dundee University. A trained sociologist and accountant, he divides his research effort between managerial accounting and critical accounting topics. Currently Dr. Roslender is looking at the relationship between workforce health and well-being and intellectual capital. In early 2008 he was appointed Editor of the Journal of Human Resource Costing and Accounting.

Academic profile for Robin: <http://www.dundee.ac.uk/accountancy/staff/robinroslender/>

Per Nikolaj Bukh

Per Nikolaj Bukh is Professor at the Department of Business Studies at Aalborg University, Denmark (<http://www.pnbukh.com>). He has published about 200 articles, book chapters, reports and books on a number of subjects including Knowledge management, Intellectual Capital reporting, Benchmarking and management accounting. In addition to his research activities, Per Nikolaj Bukh often contributes to postgraduate programs and conferences.

Linkedin profile for Per Nikolaj: dk.linkedin.com/in/pernikolajbukh

1 An Introduction to Business Models

(Written by Christian Nielsen, Professor, PhD and Morten Lund, MA in Business, Ph.d.)

[Please quote this chapter as: Nielsen, C. & Lund, M. (2013), An introduction to business models, in Nielsen, C. (Ed.) *The Basics of Business Models*, Vol. 1, No. 1. Copenhagen: BookBoon.com/Ventus Publishing Aps]

A business model is a sustainable way of doing business. Here sustainability stresses the ambition to survive over time and create a successful, perhaps even profitable, entity in the long run. The reason for this apparent ambiguity around the concept of profitability is, of course, that business models apply to many different settings than the profit-oriented company. The application of business models is much broader and is a meaningful concept both in relation to public-sector administration, NGO's, schools and universities and us, as individuals. A recent contribution in this latter realm is the book *Business Model You* by Clark *et al.* (2012), which translates the ideas of Osterwalder & Pigneur's (2010) business model canvas into a personal setting for career enhancement purposes.

Whether, in the case of the privately owned company, profits are retained by the shareholders or distributed in some degree to a broader mass of stakeholders is not the focus here. Rather, it is the point of this book to illustrate how one may go about conceptualizing, analyzing or communicating the business model of a company, organisation, or person!

Sustainability is here interpreted as the propensity to survive and thus also the ability to stay competitive. As such, a business model cannot be a static way of doing business. It must be developed, nursed and optimized continuously in order for the company to meet changing competitive demands. Precisely how the company differentiates itself is the competitive strategy, whilst it is the business model that defines on which basis this is to be achieved; i.e. how it combines its know-how and resources to deliver the value proposition (which will secure profits and thus make the company sustainable).

In the last decades, the speed of change in the business landscape has continuously accelerated. In the late 1990s, the e-business revolution changed global competition, and during the early years of the new millennium the knowledge-based society along with rising globalization and the developments in the BRIC economies ensured that momentum continued upwards. As new forms of value configurations emerge, so do new business models. Therefore, new analysis models that identify corporate resources such as knowledge and core processes are needed in order to illustrate the effects of decisions on value creation. Accordingly, managers as well as analysts must recognize that business models are made up of portfolios of different resources and assets and, not merely traditional physical and financial assets, and every company needs to create their own specific business model that links its unique combination of assets and activities to value creation.

The rising interest in understanding and evaluating business models can to some extent be traced to the fact that new value configurations outcompete existing ways of doing business. There exist cases where some businesses are more profitable than others in the same industry, even though they apply the same strategy. This illustrates that a business model is different from a competitive strategy and a value chain. A value chain is a set of serially performed activities for a firm in a specific industry.

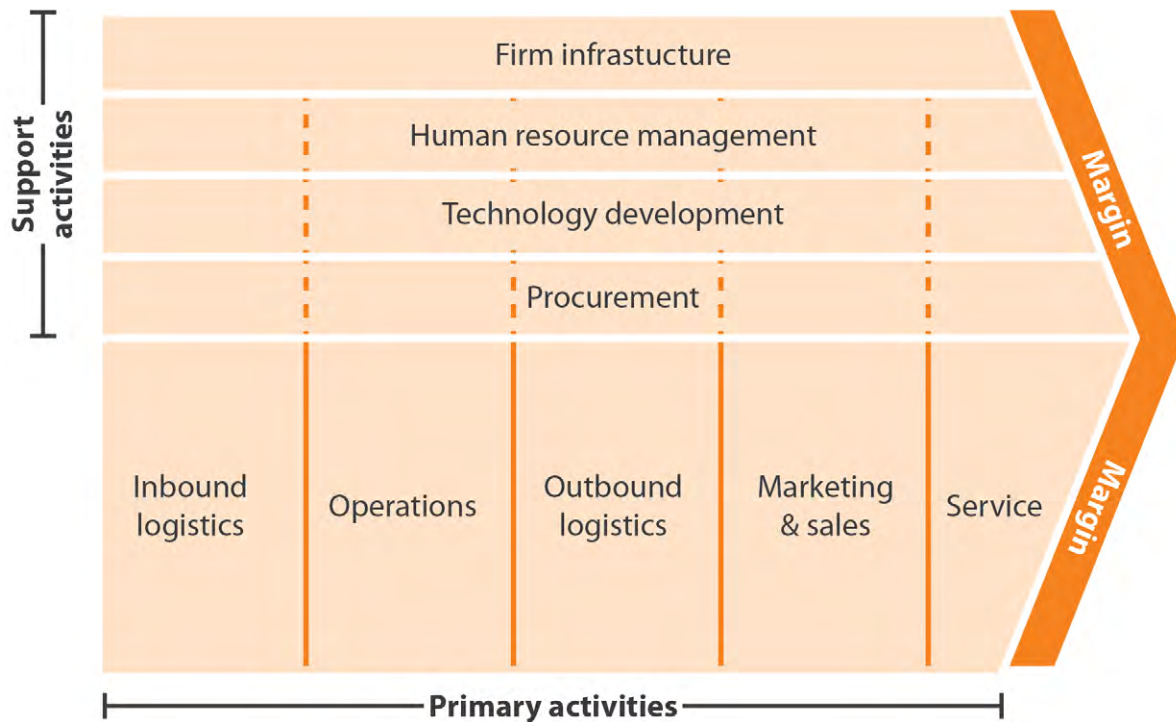


Figure 1: Porters Generic Value Chain, Porter 1988

The difference thus lies in the way activities are performed (strategic and tactical choices), and therefore a business model is closely connected to a management control agenda. The business model perspective has also been found useful for aligning financial and non-financial performance measures with strategy and goals. In addition, communicative aspects from executive management to the rest of the organization, and also to external stakeholders such as bankers, investors, and analysts, are also facilitated by a business model perspective.

1.1 Overview of the book

The field of business models is becoming a core management discipline alongside accounting, finance, organization etc. and we soon expect to see teaching modules on business models entering leading Masters and MBA programmes. This development is taking place as we speak, and at Aalborg University, this curriculum is already a mandatory part of several Masters level courses. This movement is in the coming years expected to be driven forth, partly by a call for greater interdisciplinarity within the core management disciplines and across the natural sciences, and partly because business model optimization and commercialization will become a politically driven issue in the light of innovation and sustainability pressures. At CREBS we believe that the focus on Business Models in policy-making and the business environment should be equally as important as the present focus on innovation and technology development and will become a focal point of support for entrepreneurs and small and medium sized companies.

The “Vision” of this book is to be the most accessed and read book on business models by students, teachers and practitioners, and in due course to strengthen the relationship between innovation and commercialization activities and to make an impact on growth and sustainability of businesses.

The “Mission” of this book is to constitute an internationally renowned platform that accompanies leading experts world wide and to affect business-related policy-making on regional, national and transnational levels.

1.2 Networking, innovating and globalizing

Organizational survival has been stressed several times in the introduction to this book. Why? Because it is adamant. Of course, some companies and organizations are situated in sweet spots, with lacking competition, lots of funding and market growth in terms of customers to serve. This is, incidentally, regardless of whether the organization is in the public sector or the private sector. However, the situation is more often than not one of competition, constant change in markets and demand and fights for resources, competences and capital. Especially in the western world this is inherent.

Whoever thought that the financial crisis, which started back in 2007, was over has during the second half of 2011 been proven wrong. National banks, governments and corporations world-wide have continuously smaller room for maneuver and weaker tools for creating financial stability and growth as the crisis moves into new phases. As such, more citizens will in 2012 be questioning not just the future of the financial sector of the western world, but also the sustainability of the industrialized western society as a whole. On the one hand, pressure from under-burdened western society taxpayers (voters) who crave an average working week of 35–37 hours and retirement 40-50 years prior to their death will be on the rise.

On the other hand, eager hardworking Asian and Indian consumers with surprisingly well-educated workforces will lead us to be questioning our chances of economic survival in a truly globalized world all throughout 2012. One possible answer to this problem is that we to a greater extent need to rely on human capital in the quest for private sector value creation and competitiveness. However, human capital will not make the difference alone. Only when complemented by triple-helix based innovation structures, creativity and unique business models that commercialize innovation and human capital will this be an avenue to future sustainability of these societies.

So you see: business models are not only important; they are crucial! Henry Chesbrough, Professor at University of California, Berkeley, has at several occasions stated that he would rather have part in a mediocre invention with a great business model, than a great invention with a mediocre business model. It is in this light that the keywords networking, innovation and globalizing are brought forth. These are the key success factors for sustaining business growth moving forward and hence also society as we know it.

In the end the three success factors for sustaining business growth together have the potential to produce a whole new array of business model archetypes. The world has already seen the birth of the so-called *Born Globals* (see for example Knight and Cavusgil, 1996) and we expect to see other archetypes like *Growth-symbioses* and *Micro-multinationals*¹ emerge in the near future.

1.3 Value configuration

New value configurations such as those born out of the three success factors for future growth highlighted above reflect changes in the competitive landscape towards more variety in value creation models within industries. Previously the name of the industry may have served as a recipe for addressing customers. It doesn't any more. Already in 2000, leading management thinker, Gary Hamel, quoted that competition now increasingly stands between competing business concepts. If firms within the same industry operate on the basis of different business models, different competences and knowledge resources are key parts of the value creation, and thus comparison of the specific firms even within peer groups now requires interpretation based on an understanding of differences in business models.

If firms only disclose accounting numbers and key performance indicators without disclosing the business model that explains the interconnectedness of the indicators and why the bundle of activities performed is relevant for understanding the strategy for value creation of the firm, this interpretation must be done by someone else. Currently, there does not exist much research based insight into how this reading and interpretation may be conducted, and it is very likely that this understanding of the value creation of firms would be facilitated if companies disclosed such information as an integral part of their strategy disclosure. We attempt to address these issues in detail in chapter 5.

1.3.1 (One possible) verbal definition of a business model

A business model describes the coherence in the strategic choices which facilitates the handling of the processes and relations which create value on both the operational, tactical and strategic levels in the organization. The business model is therefore the platform which connects resources, processes and the supply of a service which results in the fact that the company is profitable in the long term.

This definition emphasizes the need to focus on understanding the connections and the interrelations of the business and its operations so that the core of a business model description is the connections that create value. This can be thought of e.g. by contemplating the silos by which the management discussion in the annual report normally is structured. By themselves, endless descriptions of customer relations, employee competences, knowledge sharing, innovation activities and corporate risks do not tell the story of the business model. However, if we start asking how these different elements interrelate, which changes among them that are important to keep an eye on and what is the status on operations, strategy and the activities initiated in order to conquer a unique value proposition are effectuated, we will start to get a feeling for how the chosen business model is performing.

I joined MITAS because
I wanted **real responsibility**

The Graduate Programme
for Engineers and Geoscientists
www.discovermitas.com





Month 16
I was a construction
supervisor in
the North Sea
advising and
helping foremen
solve problems

Real work
International opportunities
Three work placements





1.3.2 Conceptualizing the business model

Conceptualizing the business model is therefore concerned with identifying this platform, while analyzing it is concerned with gaining an understanding of precisely which levers of control are apt to deliver the value proposition of the company. Finally, communicating the business model is concerned with identifying the most important performance measures, both absolute and relative measures, and relating them to the overall value creation story.

A business model is neither just a value chain, nor is it a corporate strategy. There exist many value configurations that are different to that of a value chain, like e.g. value networks and hubs. Rather, a business model is concerned with the unique combination of attributes that deliver a certain value proposition. Therefore, a business model is the platform which enables the strategic choices to become profitable.

In some instances it can be difficult to distinguish between businesses that succeed because they are the best at executing a generic strategy and businesses that succeed because they have unique business models. This is an important distinction to make, and while some cases are clear-cut, others remain fuzzier.

One of the best examples of a business model that has changed an existing industry is Ryanair, which has essentially restructured the business model of the airline industry. As the air transport markets have matured, incumbent companies that have developed sophisticated and complex business models now face tremendous pressure to find less costly approaches that meet broad customer needs with minimal complexity in products and processes. While the generic strategy of Ryanair can be denoted as a low-price strategy, this does not render much insight into the business model of the company.

The low-cost option is per se open to all existing airlines, and many already compete alongside Ryanair on price. However, Ryanair was among the first airline companies to mold its business platform to create a sustainable low-price business. Many unique business models are easy to communicate because they have a unique quality about them; i.e. either a unique concept or value proposition. This is also the case for Ryanair. It is the “no-service business model”. In fact, the business model is so well thought through that even the arrogance and attitude of the top management matches the rest of the business. But they can make money in an industry that has been under pressure for almost a decade, and for this they deserve recognition. Ryanair’s business model narrative is the story of a novel flying experience – irrespective of the attitude of the customer after the ordeal.

A much applied example in the management literature is Toyota. However, Toyota did not really change the value proposition of the car industry. They were able to achieve superior quality through JIT and Lean management technologies, and they may have made slightly smaller cars than the American car producers, but their value proposition and operating platform were otherwise unchanged. The same can be said for Ford in the early 20th century. Ford's business setup was not really a new business model. It sold one car model in one color, but so did most other car manufacturers at the time. Ford was able to reduce costs through a unique organization of the production setup, but the value proposition was not unique.

In the 1990s, Dell changed the personal computer industry by applying the Internet as a novel distribution channel. This platform as a foundation of the pricing strategy took out several parts of the sales channel, leaving a larger cut to Dell and cheaper personal computers to the customers. Nowadays this distribution strategy is not a unique business model anymore as many other laptop producers apply it. Therefore, it is also a good example of the fact that what is unique today is not necessarily unique tomorrow.

This mirrors Christensen's quote that "today's competitive advantage becomes tomorrow's albatross" (Christensen 2001, 105). Having the right business model at the present does not necessarily guarantee success for years on end as new technology or changes in the business environment and customer base can influence profitability. The point to be made here is that if the value proposition is not affected in some manner, then it is most likely not a new business model. However, it could be the case that the value proposition is not affected, but the business' value generating attributes are radically different from those of the competitors. Three examples of this are:

1. The value proposition of two companies producing kitchen appliances. One may be more high-end than the other, but this is a part of the competitive strategy, not the actual business model
2. The value proposition of two companies producing laptops. One may be priced lower because the range is smaller and the design kept to one color etc. This is not equivalent to different business models, but also a question of competitive strategy and customer selection. However, if one of the producers decides to alter the traditional distribution model, cutting out store placement and setting up technical support as local franchisees only, that could be a new business model
3. Two hair salons will both be performing haircuts, but their value propositions may be vastly different according to the physical setup around the core attribute

1.3.3 Which parameters do we need to understand?

Remembering that the business model is the platform which enables the strategic choices to become profitable, then it is clear that a business model is neither a pricing strategy, a new distribution channel, an information technology, nor is it a quality control scheme in the production setup. By themselves that is. A business model is concerned with the value proposition of the company, but it is not the value proposition alone as it in itself is supported by a number of parameters and characteristics, e.g. some of the parameters mentioned above like applied distribution channels, customer relationships, pricing models and sourcing from strategic partnerships. The key question here is therefore: how is the strategy and value proposition of the company leveraged?

The problem with trying to visualize the “business model” of the company is that it can very quickly become a generic and static organization diagram illustrating the process of transforming inputs to outputs in a chain-like fashion. The reader is thus more often than not left wondering how the organization actually functions. Hence, the core of the business model description should be the connections between the different elements that the management review is traditionally divided into, i.e. the actual activities being performed in the company. Companies often report a lot of information about activities such as customer relations, distribution channels, employee competencies, knowledge sharing, innovation and risks; but this information may seem unimportant if the company fails to show how the various elements of the value creation collaborate, and which changes we should keep an eye on. One such idea on how to visualize the business model is the popular Business Model Canvas by Osterwalder & Pigneur (2010).

ie business school

#1 EUROPEAN BUSINESS SCHOOL
FINANCIAL TIMES 2013

#gobeyond

MASTER IN MANAGEMENT

Because achieving your dreams is your greatest challenge. IE Business School's Master in Management taught in English, Spanish or bilingually, trains young high performance professionals at the beginning of their career through an innovative and stimulating program that will help them reach their full potential.

- Choose your area of specialization.
- Customize your master through the different options offered.
- Global Immersion Weeks in locations such as London, Silicon Valley or Shanghai.

Because you change, we change with you.

www.ie.edu/master-management | mim.admissions@ie.edu |



Figure 2: Business Model Canvas (www.businessmodelgeneration.com)

When we perceive relationships and linkages, they often reflect some kind of tangible transactions, i.e. the flow of products, services or money. When perceiving and analyzing the value transactions going on inside an organization, or between an organization and its partners, there is a marked tendency to neglect or forget the often parallel intangible transactions and interrelations that are also involved.

At the Center for Research Excellence in Business models (CREBS) we have recently analyzed how existing “models” or “tools” perceive transactions and relationships, and we have found that they generally lack a conception of intangible transactions, which in many cases are the very key to understanding the value logic of a business model. These ideas are discussed in depth in chapter 2 in *Business Model Design: Networking, Innovation and Globalizing* on value creation maps.

While value creation from an accounting perspective merely constitutes the realization of value at the time of sale of the product, i.e. registration of turnover, from a process perspective, value creation may be characterized as the steps leading towards value realization. Thereby we are in this genre more concerned with value creation potential, value creation processes and value creation extraction, which all can be said to precede the value realization phase.

In 2002 Chesbrough & Rosenbloom tried to corner the important aspects to be considered in order to comprehensively describe the business model of the company. They defined the business model as “[a] construct that integrates these earlier perspectives into a coherent framework that takes technological characteristics and potentials as inputs, and converts them through customers and markets into economic outputs. The business model is thus conceived as a focusing device that mediates between technology development and economic value creation. We argue that firms need to understand the cognitive role of the business model, in order to commercialize technology in ways that will allow firms to capture value from their technology investments” (Chesbrough & Rosenbloom 2002, 5). This definition is worth noticing because it was among the first one to set value creation as a central notion of understanding the points of concern in the business model of a company.

In the wake of this definition, they define six elements which make up the business model:

1. Articulate the value proposition, that is, the value created for users by the offering based on the technology
2. Identify a market segment, that is, the users to whom the technology is useful and for what purpose
3. Define the structure of the value chain within the firm required to create and distribute the offering
4. Estimate the cost structure and profit potential of producing the offering, given the value proposition and value chain structure chosen
5. Describe the position of the firm within the value network linking suppliers and customers, including identification of potential complementors and competitors
6. Formulate the competitive strategy by which the innovating firm will gain and hold advantage over rivals

It is interesting to note that Chesbrough & Rosenbloom in the above take in strategy as an element of the business model. The relationship between business models and strategy is, if not fuzzy, then at least undecided. In her book from 2002, Joan Magretta defines business models as “stories that explain how enterprises work”, and notes that strategy, understood as how to outmaneuver your competitors, is something different from a business model. Seddon *et al.* 2004 take part in this discussion by schematizing the possibilities in figure 3 below.

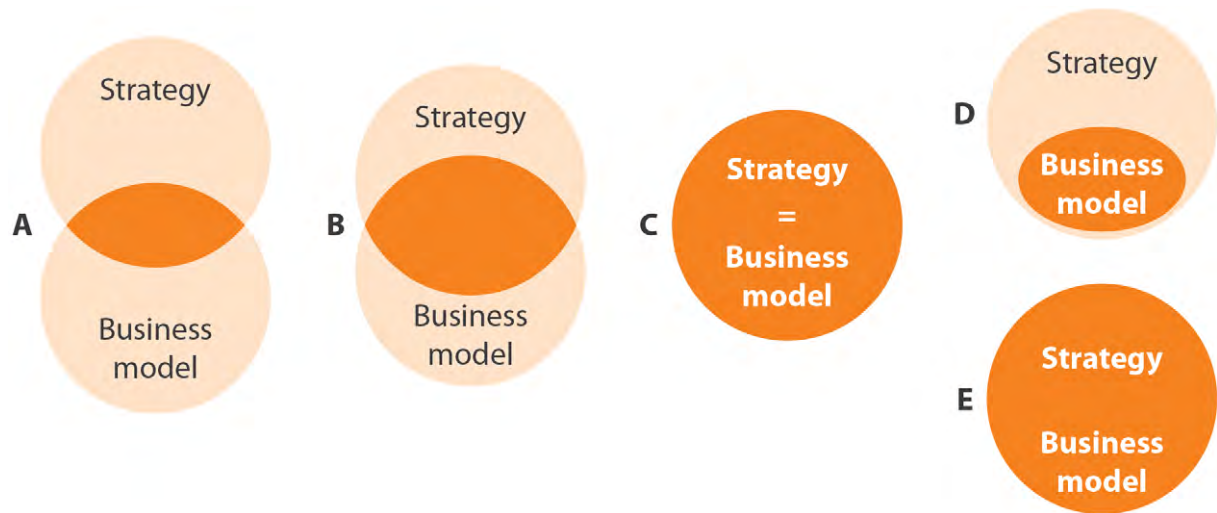


Figure 3: Possible concept overlaps between business models and strategy (Seddon *et al.* 2004)

If we briefly recap the business model definition given above: “A business model describes the coherence in the strategic choices which facilitates the handling of the processes and relations which create value on both the operational, tactical and strategic levels in the organization. The business model is therefore the platform which connects resources, processes and the supply of a service which results in the fact that the company is profitable in the long term”, it is evident that it takes the stance of Seddon *et al.*s (2004) option E, because it sees the business model as the platform that enables strategy-execution.




STUDY AT A TOP RANKED INTERNATIONAL BUSINESS SCHOOL

Reach your full potential at the Stockholm School of Economics, in one of the most innovative cities in the world. The School is ranked by the Financial Times as the number one business school in the Nordic and Baltic countries.

Visit us at www.hhs.se






1.4 Driving out the business model

In order to start working with clarifying the business model of a company or an organization, one can start off by asking the following questions (regardless of which business model framework one chooses for structuring and visualizing the business model during the process):

- Which value creation proposition are we trying to sell to our customers and the users of our products?
- Which connections are we trying to optimize through the value creation of the company?
- In which way is the product/service of the company unique in comparison to those of major competitors?
- Are there any critical connections between the different phases of value creation undertaken?
- Can we describe the activities that we set in motion in order to become better at what we do?
- ...and can we enlighten these through relevant performance measures?
- Which resources, systems and competences must we attain in order to be able to mobilize our strategy?
- What do we do in relation to ensuring access to and developing the necessary competences?
- Can we measure the effects of our striving to become better, more innovative or more efficient, apart from the bottom line?
- Which risks can undermine the success of the chosen Business Model?
- What can we do to control and minimize these?

1.5 Archetypes of business models: looking for patterns

Other authors have attempted to define business models by discussing and identifying overall business model generics and archetypes. Business model archetypes was, as will be described in greater detail in chapter 2 on the history of the business model concept, one of the primary discussions in the field in relation to e-business models.

Already in 1998, Timmers classified 10 generic types of Internet business models:

- e-shop
- e-procurement
- e-auction
- 3rd party marketplace
- e-mail
- Virtual communities
- Value chain integrator
- Information brokers
- Value chain service provider
- Collaboration platforms

Two years later, Rappa (2000) identified 41 types of Internet business models and classified them into 9 categories, which were fairly similar to Weill & Vitale's eight (e-)business models from 2001:

- Content Provider
- Direct to Consumer
- Full Service Provider
- Intermediary
- Shared Infrastructure
- Value net integrator
- Virtual Community
- Whole of Enterprise/Government

In recent years it is to a rising degree being realized that archetypes of e-business in reality merely are translations of already existing business models. And thus business model archetypes seen through today's lenses could be something along the lines of:

- Buyer-seller models
- Advanced buyer-seller models
- Network-based business models
- Multisided business models
- Business models based on ecology
- Bottom of the pyramid business models
- Business Models based on social communities
- Co-creation and consumer-collaboration models
- Freemium models

Osterwalder *et al.* 2010 and Johnson 2010 provide more inputs on business model archetypes or patterns as they may also be called.

Sum-up questions for chapter 1

- What is the difference between strategy and business models?
- What is the difference between a business model and a value chain?
- What is a business model archetype?
- Find real life examples of the various business model archetypes

2 A Brief History of the Business Model Concept

(Written by Christian Nielsen, Professor, PhD)

[Please quote this chapter as: Nielsen, C. & Lund, M. (2013), A Brief History of the Business Model Concept, in Nielsen, C. (Ed.) *The Basics of Business Models*, Vol. 1, No. 1. Copenhagen: BookBoon.com/ Ventus Publishing Aps]

Business models have been intimately connected with e-business since the rise of the Internet during the late 1990s. Kodama (1999) and Hedman & Kalling 2003 provide early reviews of the business model concept as seen around the dot.com era and the rise of the e-business model, while a more recent account of events and developments can be found in Fiel's 2011 review.

Around 2001–2002, the concept of the business model started receiving a much more general meaning in management literature than the e-biz rhetoric which had surrounded it in the first years. Despite the definition of a business model still being “fuzzy at best”, in the words of Porter (2001), his colleague Joan Magretta, for instance, gained much attention by perceiving business models as “stories that explain how enterprises work” (Magretta 2002, 4). According to Magretta, business models did not only show how the firm made money but also answered fundamental questions such as: “who is the customer?” and “what does the customer value?” (Magretta 2002, 4). Precisely this aspect of value seen from the point of the customer made a big impact on the existing thinking.

Further, a basic idea of the business model concept was that it should spell out the unique value proposition of the firm and how such a value proposition ought to be implemented. For customers such “value creation” could be related to solving a problem, improving performance, or reducing risk and costs, which might require specific value configurations including relationships to suppliers, access to technologies, insight in the users' needs etc.

In the late 1990s the ‘business model’ concept became almost synonymous with e-business and the emergence of the so-called new economy. The Internet had in essence created an array of new business models where the major focal point of the literature on business models from an e-business perspective became how to migrate successfully to profitable e-business models. Therefore, much of the business model literature focusing on the e-business context concerned how such organizations could create value in comparison to their bricks and mortar counterparts. The only problem with the early e-business models was that they tended to forget the actual profit-formula or at best be completely overoptimistic on the conversion of Internet traffic to actual profits.

As such, far from all ways of doing business through the Internet were profitable, and accordingly there has been a substantial interest in explaining how the nature of the new distribution and communication channels formed parts of new business structures. One way of approaching this issue was through Amit & Zott's (2001) four dimensions of value-creation potential in e-businesses that has to be in place for an e-business model to be profitable: It must create efficiencies in comparison to existing ways of doing business, and it must facilitate complementarities, novelty or enable the lock-in of customers. For example, the creation of efficiencies can be seen as the underlying notion of Internet-based business models in the banking industry, while e-commerce as a new distribution channel has created efficiencies thus enabling new business models to emerge.

In the late 1990s the mere naming of companies as 'dot-com' was enough to signal that the business model of the company was potentially profitable or at least attractive for investors. However, after the tech stock crash, analyst and investor behaviour changed so radically that signaling dot.com had the opposite effect. In a blow, it was no longer viable just to imitate an Internet-company business model. Now profit generation is required regardless of ones distribution channel. This led to several authors stating that the profit-formula should still be a central feature of the business model. Based on dominant revenue models on the Internet, Afuah and Tucci (2003) identified four profit-formulas for e-businesses:

- Commission
- Advertising
- Mark-up
- Production



#1
in eco-friendly
attitude

**STUDY AT
LINKÖPING UNIVERSITY, SWEDEN**
RANKED AMONG TOP 50 UNIVERSITIES UNDER 50

Interested in Strategy and Management in International Organisations? Kick-start your career with a master's degree from Linköping University, Sweden.

→ **Click here!**

 **Linköping University**

It is worth noting that “[m]uch of what is being said about the New Economy is not that new at all. Waves of discontinuous change have occurred before”, as Senge & Carstedt (2001, 24) state. Just think of how Henry Ford’s business model revolutionized the car industry almost a century ago, or how Sam Walton revolutionized the retail industry in the 1960s with his information technology focus and choice of demographic attributes for store locations, thus creating an immense cost structure focus along with a monopolistic market situation. These notions are what Hal Varian denotes as discontinuous innovation.

Although the present focus on business models within academic and practitioner circles to a great extent can be related to their earlier discussions within an e-business context, the importance of the business model perspective is far from only relevant in certain distribution channel structures. The transformation of the inter- and intra-company value chain is ongoing in almost all areas of the economy and this considerably challenges the markets and its enterprises. “Much talk [of business models: Ed.] revolves around how traditional business models are being changed and the future of e-based business models” (Alt & Zimmermann 2001, 1) but this is merely half the story. Business models are perhaps the most discussed and least understood of the newer business concepts.

Taking one’s point of departure in a business model perspective can have multiple purposes. Among the advantages of this approach is the possibility of enabling company management to structure their thoughts and understanding about strategic objectives and other relevant issues. Furthermore, this facilitates the conveyance of ideas and expectations the management has to the employees on the business process level and to the technically oriented functions. There are clear linkages to creating an understanding of the overall functioning of the firm in and, in addition, a focus on communicating the management perceptions of the business internally in the firm. Accentuating these thoughts on creating a common understanding of the business, its strategy and objectives within the entire enterprise, Hoerl (1999) further argues that the application of the business model helps to structure the addressing of key business issues and that an effective business model ought to incorporate aspects such as culture, values, and governance.

Conceptualizing the Business Model is therefore concerned with understanding the ‘whole’ of the business and its value creation logic. There exist a number of different value configuration types other than the value chain, and newer types of value configurations to a large extent reflect changes in the competitive landscape. There is a tendency that today a greater variety exists in value creation models within industries where previously the “name of the industry served as shortcut for the prevailing business model’s approach to market structure” (Sandberg 2002, 3). Competition now increasingly stands between competing business concepts, as Gary Hamel (2000) argues in his book ‘Leading the Revolution’, and not only between constellations of firms linked together in linear value chains, as was the underlying notion in the original strategy framework by Porter (1985).

If firms within the same industry operate on the basis of different business models, different competences and knowledge resources are key parts of the value creation, and mere benchmarking of key performance indicators will not be able to provide any meaningful insight into the profit or growth potential of the firm. Comparisons of the specific firm with its peer group will more often than not require interpretation within an understanding of differences in business models.

It is by no means a new idea to create a model of the organization, which a business model, understood as a model of the business, may be perceived as. Organization charts and diagrams showing how departments and divisions interact with and affect each other are well known. However, a business model comprehends something more than just the diagram. It should at least include a coherent understanding of the strategy, structure and the ability to utilize technological solutions to create value, which are three very significant attributes. A prominent, almost state-of-the-art example illustrating precisely these three components, is Dell. Dell's strategy is direct sales, and the company is structured around the utilization of information technology, almost like a hub, in this way enabling online ordering, custom built pc's and direct shipping (Kraemer *et al.* 1999), i.e. an extension of the existing personal-computer business model via a unique strategy, structure and the application of information technology (Magretta 1998).

Unlike traditional organizational diagrams and charts that merely illustrate the actions of an organization and the formal organization, organigraphs enable the drawing of organizational action by demonstrating "how a place works, depicting critical interactions among people, products, and information" (Mintzberg & Van der Heyden 1999, 88). Organigraphs consist of four basic components: the set, the chain, the hub, and the web that are applied in visualizations of the organization in order to illustrate its concrete relationships and processes. The first two components are rather conventional and are also found in the more traditional organizational illustrations, while the two latter components are novel introductions.

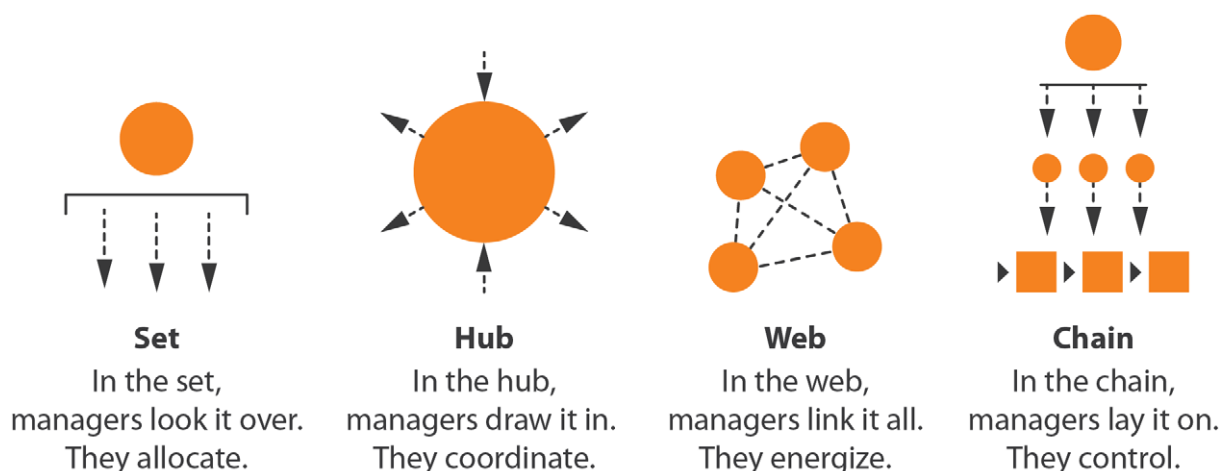


Figure 4: Organigraphs (Mintzberg & Van der Heyden 1999)

The set refers to a collection of separate parts, a portfolio so to speak. For instance, this could be a set of independent activities, e.g. performed in two independent divisions or by two individual lawyers in the same company. As opposed to the set, the three remaining components are all characterized by some sort of connectivity. The first one, the chain, describes a sequential connectivity of activities, e.g. like in Ford's automobile factory. Applying chains as connections promotes standardization and enhances reliability. The third component, the hub, serves as a coordination center. This could be both in a physical form (e.g. a manager) and in the form of a conceptual point of reference (e.g. an intranet). Basically, "[h]ubs depict movement to and from one focal point. But often connections are more complicated than that" (Mintzberg & Van der Heyden 1999, 89). This is where the final component, the web, comes in. Examples of such a type of organizational connection are teams or the notion of interactive networks. This way of illustrating how organizations work has been applied by Thrane *et al.* (2002) to identify relevant performance measures, since managerial action must be determined by the dilemmas of control management faces.

According to Chesbrough & Rosenbloom (2002, 530), the origins of the business model concept can be traced back to Chandler's seminal book 'Strategy and Structure' from 1962. Strategy, Chandler states, "can be defined as the determination of the basic long-term goals and objectives of an enterprise, and the adoption of courses of action and the allocation of resources necessary for carrying out these goals" (Chandler 1962, 13). Further developments in the concept travel through Ansoff's (1965) thoughts on corporate strategy to Andrews' (1980) definitions of corporate and business strategy, which, according to Chesbrough & Rosenbloom (2002) can be seen as a predecessor of and equivocated to that of a business model definition.



"I studied English for 16 years but...
...I finally learned to speak it in just six lessons"
Jane, Chinese architect

ENGLISH OUT THERE

Click to hear me talking before and after my unique course download

Child’s (1972) paper on organizational structure, environment and performance, incidentally to a great extent influenced by Chandler’s work, is, however, among the earliest to gather and present these thoughts diagrammatically. Although he does not explicitly refer to his schematization of “the role of strategic choice in a theory of organization” (Child 1972, 18) as a business model representation, the thoughts presented here incorporate many of the central elements presented within the recent literature on this emerging concept. For instance, Child’s term ‘prior ideology’ covers the aspects of vision and value proposition, objectives, and strategy of an organization, while ‘operating effectiveness’ is viewed as an outcome of the organizational strategy and the elements: scale of operations, technology, structure, and human resources.

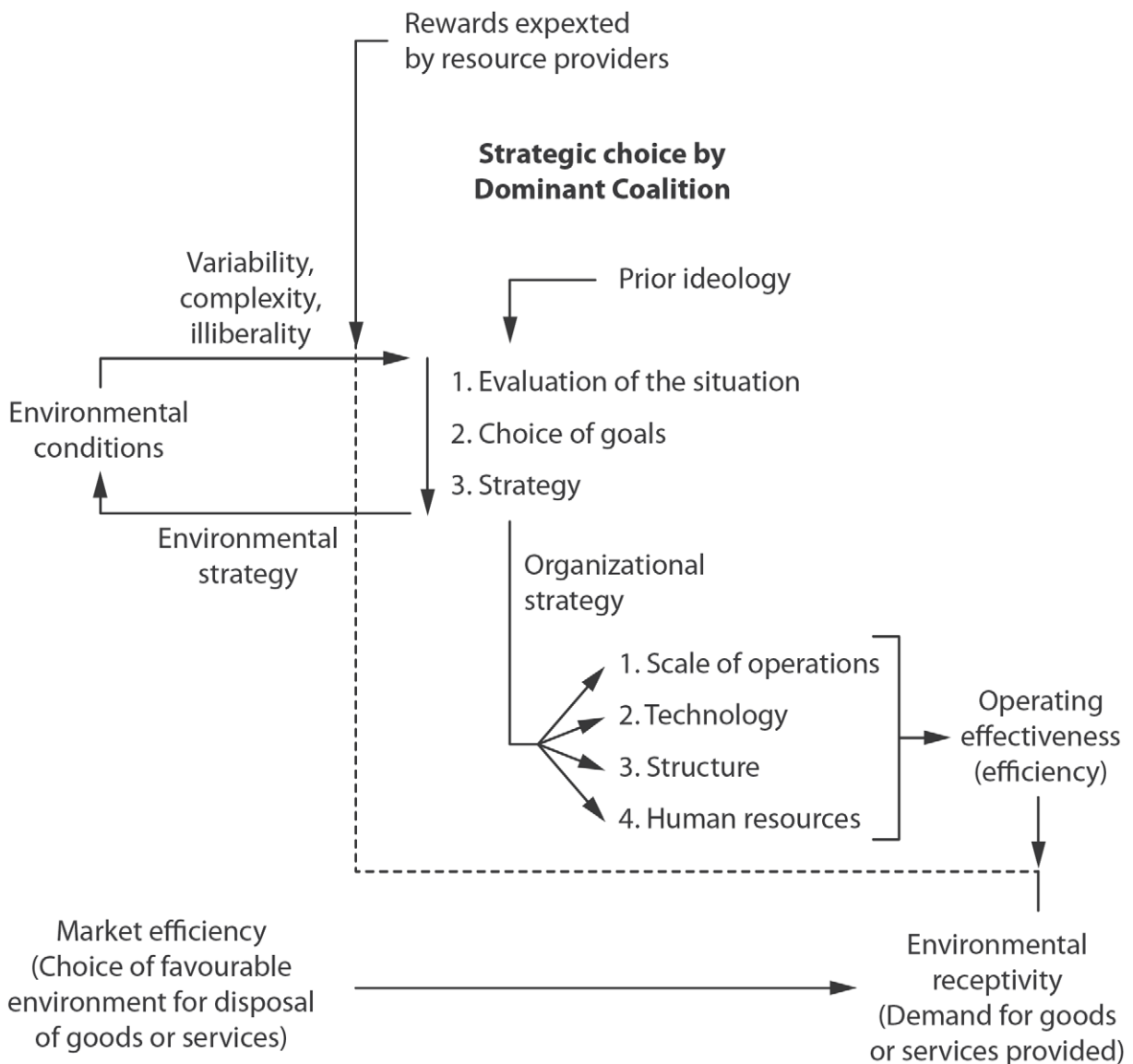


Figure 5: The Role of Strategic Choice in a Theory of Organization (Child 1972)

The role of technology in relation to the business model is not to be underestimated, as it is a key element in determining which organizational structures become feasible, because it influences the design of the business, i.e. its underlying architecture. Thompson's 'Organizations in Action' (1967) can in this respect be regarded as laying the foundation for studying the impact of technology on the feasibility of business model concepts. Thompson (1967) proposed a typology of different kinds of organizational technologies, distinguishing between long-linked, intensive and mediating technologies. These different technology types play different roles in connection with value creation and thus also the business model.

The management of fundamental strategic value configuration logics such as relationships to suppliers, access to technologies, insight into the users' needs etc., can be just as important and relevant as inventing new revolutionary business models.

Besides this brief review of the background of the business model movement, it is important to note that there exist multitudes of different angles within which the business model concept could be addressed. In Hedman & Kalling's (2003) review, the focus is on business models from an e-business and information technology perspective, while Osterwalder's 2003 review enhances the understanding of the business in order to improve information system design through a 'business model ontology'. However, an information system perspective merely reflects a minor segment of the business model movement as will be evident in particularly chapter 3 below, but also chapter 1, the chapter concerning business model innovation (chapter 2) and globalization of high-technology ventures (chapter 4) in *Business Model Design: Networking, Innovation and Globalizing*.

The innovation perspective on business models, which encompasses both business development and new business ventures, is at the present one of the fields where the business model movement experiences the greatest momentum. However, this field of auditing was among the first fields to embrace the ideas of understanding business models and value creation. Also within the fields of voluntary reporting and disclosure and communication has the concept of business models been discussed and applied vividly.

Sum-up questions for chapter 2

- Why was the e-business revolution so important to the rise in focus on business models?
- Discuss the relation between strategy and structure from a business model perspective
- What is the difference between an organigraph and a business model?

3 Moving Towards Maturity in Business Model Definitions

(Written by Christian Nielsen, Professor and Per Nikolaj Bukh, Professor)

[Please quote this chapter as: Nielsen, C., Lund, M. & P.N. Bukh (2013), Moving towards maturity in business model definitions, in Nielsen, C. (Ed.) *The Basics of Business Models*, Vol. 1, No. 1. Copenhagen: BookBoon.com/Ventus Publishing Aps]

The field of business models has, as is the case with all emerging fields of practice, slowly matured through the development of frameworks, models, concepts and ideas over the last 15 years. New concepts, theories and models typically transcend a series of maturity phases. For the concept of Business Models, we are at the verge of moving from phase 2 to 3, after having spent a lot of time during the 1990s and 2000s arguing for the importance of understanding business models properly and discussing the content and potential building blocks of them. Therefore, in terms of maturity – the time for focusing on the more complex and dynamic aspects of business models seems to be right – right now!

Excellent Economics and Business programmes at:



university of
 groningen



“The perfect start
of a successful,
international career.”

CLICK HERE
to discover why both socially
and academically the University
of Groningen is one of the best
places for a student to be

www.rug.nl/feb/education



Figure 6: The concept maturity line

In figure 6 above, the move from phase 2 to 3 significantly heightens the requirements for methodological coherence and structure and therefore it is also time to converge otherwise separate research streams and attempt to attain a common appreciation of business models. In the wake of this, a number of “business model associations” have emerged in recent years, e.g. around Osterwalder and Pigneur’s Business Model Canvas on www.businessmodelgeneration.com and www.businessmodelyou.com. There is also an assembly on non-coupled researchers and practitioners on www.businessmodelcommunity.com.

In an attempt to move the field into new ground 2011 saw the launching of the “Center for Research Excellence in Business models” (CREBS) as an interdisciplinary coordination hub for researchers and common research projects. CREBS’ aim is to function as a natural hub between the technology-based research environments and the business oriented research environments, thereby conforming interests from different environments. CREBS is therefore a natural partner for coordinating interdisciplinary research projects.

CREBS is primarily a project-based research center with affiliates from numerous professional and geographical backgrounds and interests. This is seen as a key strength, and for CREBS to be able to undertake large scale research projects, it relies to a large extent on ad hoc affiliations leveraged from the existing network. In other words, CREBS leverages an asset-light business model for business model research!

This debate on attaining maturity is important for the field in the sense that this will be a prerequisite for it to become accepted as a discipline in line with accounting, innovation, entrepreneurship, finance etc. In the remainder of this chapter we first discuss business model definitions from the perspective of different typologies, here relating to the breadth and scope of the suggested frameworks. After this we discuss the characteristics of business models as seen in the early literature. By characteristics we do not mean building blocks *per se*, rather the idea is to discuss the roles and affiliations of the business model and how different contributions seek to place the business model in the context of other fields of practice.

3.1 Business model typologies

A substantial amount of literature is available on business models, including the components making up a business model (cf. Taran 2011) and frameworks of business models (Osterwalder *et al.* 2010), and still there seems to be a general consensus that no precise definition of a business model exists. According to Porter back in 2001 the definition of a business model was murky at best. Therefore, the theoretical grounding of most such business model definitions is still quite fragile despite the fact that at the present a substantial amount of literature is available on business models, including components, frameworks definitions etc. The aim of this chapter is to give an overview of existing definitions of a business model, and to provide frameworks for understandings of business models that are found in the literature. Fiel (2011) compares and categorizes a number of business model definitions below:

George & Bock (2009)	Morris et al. (2005)	Osterwalder et al. (2005)
<ul style="list-style-type: none"> » Organizational design » The resource-based view of the firm » Narrative and sense-making » The nature of innovation » The nature of opportunity » Transactive structures 	<ul style="list-style-type: none"> » Economical level » Operational level » Strategic level 	<ul style="list-style-type: none"> » Activity/role-related approach » Value/customer-oriented approach

Figure 7: Categorizations of business model definitions (Fiel 2011)

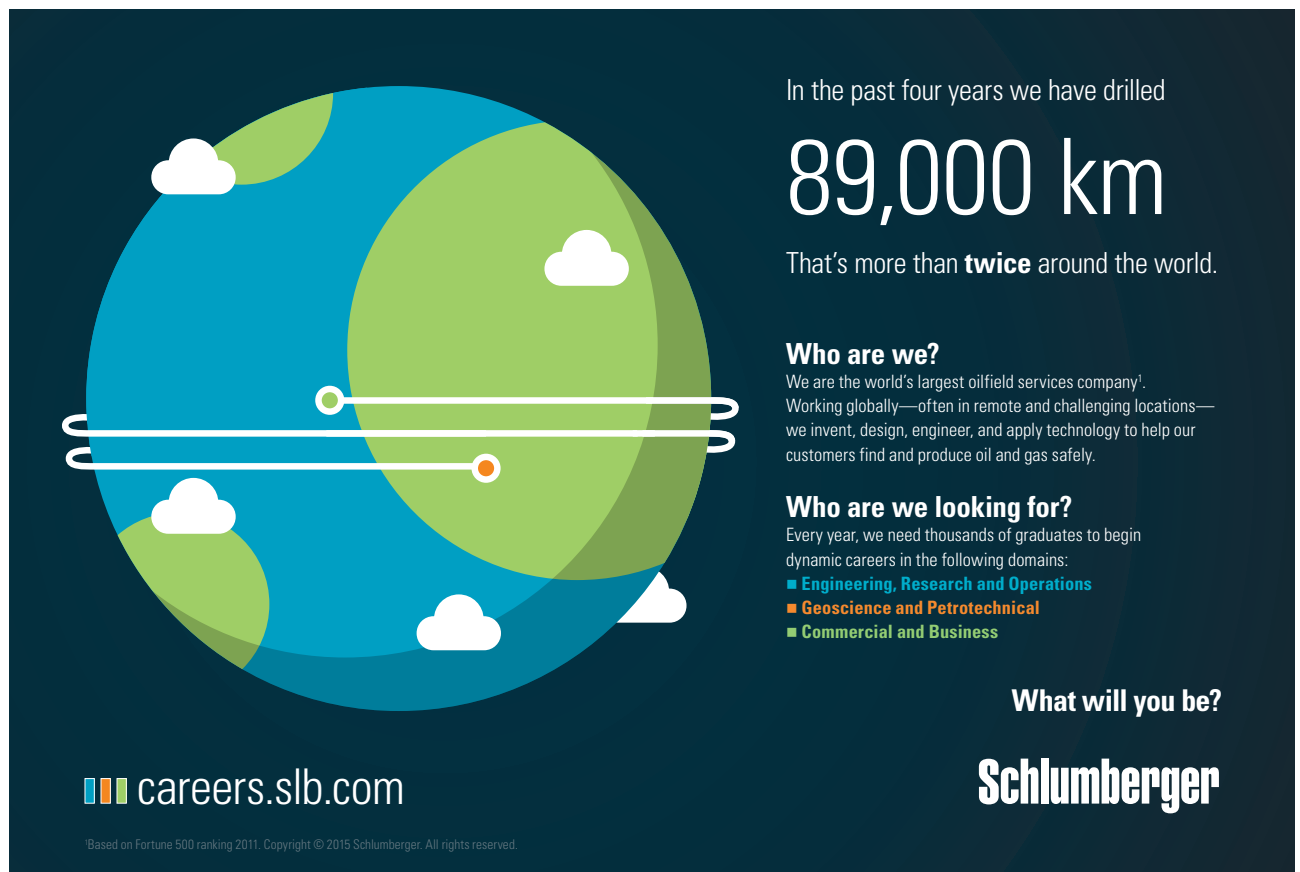
According to Osterwalder *et al.* 2004, a business model is a conceptual tool that contains “a set of elements and their relationships and allows expressing a company’s logic of earning money. It is a description of the value a company offers to one or several segments of customers and the architecture of the firm and its network of partners for creating, marketing and delivering this value and relationship capital, in order to generate profitable and sustainable revenue stream”. In this sense Osterwalder *et al.* here acknowledge that a business model to some extent becomes a mediating mechanism between the inside and the outside of the company.

Business model definitions and frameworks vary significantly according to whether they factor in outside relationships. Although the review here is structured around three types of perceptions of business models, these can only become crude classifications, as a great deal of overlap exists between business models and other concepts such as value chains and strategy. Thus, a clear interpretation of the boundaries of the review is a matter of interpretation. Here we have chosen to classify business model frameworks according to whether they concern generic descriptions of the business or whether they are more specific in their descriptions. The later category is divided according to whether the definitions solely consider elements inside the company (narrow) or also consider elements outside (broad).

The term generic business models, includes suggestions and definitions concentrating mainly on the elements such models ought to be comprised of in order to qualify as business models. On one hand this will provide an indication of which elements that could be considered necessary for the description of value creation from a business perspective, and on the other hand help differentiate business models from other related concepts and research areas such as supply chain management and organizational theory in general.

Next we focus on specific business models that are characterized by being more detailed than the generic business models, most often incorporating suggestions for specific elements or linkages; and often stating some kind of causality between the elements such as: activities, departments, processes or other. In the review we distinguish between broad specific business models that comprise focus on the whole enterprise system, including how the firm is positioned according to its partners in the value constellation, and narrow specific business models that focus on the specific, often causal, links between organizational activities, processes and the likes, and which do not consider external aspects.

It must also be admitted that the amount of literature referring to the business model concept has been almost exploding within the few years, so an exhaustive review is difficult. Figure 8 below illustrates this graphically, as the development in the number of published academic articles containing the term “business model” is depicted. Both of the article databases Ingenta and Emerald contain similar trends, starting from almost none in the mid-1990s to experiencing solid increases around the year 2000 and an explosion after 2005.



In the past four years we have drilled
89,000 km
That's more than **twice** around the world.

Who are we?
We are the world's largest oilfield services company¹.
Working globally—often in remote and challenging locations—we invent, design, engineer, and apply technology to help our customers find and produce oil and gas safely.

Who are we looking for?
Every year, we need thousands of graduates to begin dynamic careers in the following domains:

- Engineering, Research and Operations
- Geoscience and Petrotechnical
- Commercial and Business

What will you be?

Schlumberger

careers.slb.com

¹Based on Fortune 500 ranking 2011. Copyright © 2015 Schlumberger. All rights reserved.



Year	Academic papers
2010	61070
2009	4573
2008	3238
2007	2462
2006	1976
2005	1505
2004	1325
2003	1098
2002	900
2001	659
>2000	598

Figure 8: Application of the term business model.

3.1.1 Generic business model definitions

Traditionally, business models have been associated with industry models, where certain factors are likely to improve the chance of success for an organization almost in such a way that “[t]he name of the industry served as shorthand for the prevailing business model’s approach to market structure, organizational design, capital expenditures, and asset management” as Sandberg (2002, 3) provocatively states. This is for instance seen in the airline industry, where Hansson *et al.* (2002) illustrate how the traditional airline companies currently find themselves in a competitive situation where they must change their business models in order to remain profitable, and the pharmaceutical industry where Burcham (2000) accentuates that companies must acknowledge that information technology is changing not only their business models but the entire pharmaceutical value chain. Thus, from this perspective, the business model relates to general industry attributes. These industry attributes are at the same time determinative with respect to common organizational aspects, i.e. which components that constitute a profitable business in the respective sectors.

The weakness of an approach focussing mainly on industries is that changes, e.g. new technologies, often give rise to a new or updated version of the traditional business model.

Although of course there is a certain stability in the ways of doing business within specific industries, and despite the fact that industry structure to a great degree dictates which business models become profitable, our aim here is to move beyond a mere listing of industry types and associated business models. In the context of so-called highly turbulent and competitive business environments, Chaharbaghi *et al.* (2003) identify three interrelated strands which form the basis of a meta-model for business models: characteristics of the way of thinking in a company, its operational system, and capacity for value generation. Although being very general notions, three elements are expressible in more concrete terms. For instance, the characteristics of the way of thinking in a company essentially pertain to a strategic conception, while capacity for value generation is very much in line with a resource-based perspective. Finally, the element 'operational system' hints to the inclusion of processes and a value chain perspective.

Hedman & Kalling (2003) propose that a generic business model is composed of the causally related components: customers, competitors, the company offering (generic strategy), activities and organisation (including the value chain), resources (human, physical and organisational), and factor and production inputs. These notions are very much in line with Porter's (1991) causality chain model, which can be considered an account of a business model. Somewhat related to Porter's ideas are the recent suggestions relating to causal modelling of the service-profit-chain (Heskett *et al.* 1994) as a kind of general business model for the service sector.

Basing his ideas on the service management literature from the 1980's, Normann (2001) distinguishes between three different components of a generic business model: The external environment, the offering of the company and the internal factors such as organisational structure, resources, knowledge and capabilities. The first component is the external environment, its needs and what it is valuing. These characteristics are in turn prerequisites for the offering of the company, which is the second component. Finally we have internal factors such as organisational structure, resources, knowledge and capabilities, equipment, systems, leadership, and values which are necessary for the company to deliver its offering. In comparison to Hedman & Kalling, Normann goes one step further by implicating that the concept is systemic in nature, and that the relationship to the external environment depends on the offering, which in turn is dependent upon firm-internal factors.

In this manner, the generic typology constitutes a meta model or ontology for business models. According to Chaharbaghi *et al.* (2003), there are three interrelated strands forming the basis of such a meta-model for business models: characteristics of the way of thinking in the company, its operational system, and capacity for value generation. For instance, the characteristics of the way of thinking in the company essentially pertain to a strategic conception, while capacity for value generation is very much in line with a resource-based perspective.

Another terminology is chosen by Osterwalder & Pigneur (2003), who propose a business model 'ontology' which consists of four main pillars: product innovation, customer relationships, infrastructure management, and financial aspects. These can be further decomposed into their elements. This definition is very similar to the ideas spawned from Kraemer *et al.*'s study (1999), where the four building blocks of Dell's business model are identified as direct sales, direct customer relationships, customer segmentation for sales and service, and build-to-order production, as is also confirmed by Alt & Zimmermann (2001), who distinguish between six generic elements of a business model. The first three elements of Alt & Zimmermann's suggestion are recognizable: mission (including vision, strategic goals and value proposition), structure (value chain), and processes (activities, value creation processes). However, the latter three elements: revenues (bottom line), legal issues (e.g. regulation), and technology (impact on business model design) are new in this context. Betz (2002) also acknowledges the element of linking the various ideas of value offering, value creation etc. to the bottom line. He argues for the construction of a generic business model incorporating the four elements: resources, sales, profits and capital (See figure 9).



American online
LIGS University
is currently enrolling in the
Interactive Online **BBA, MBA, MSc,**
DBA and PhD programs:

- ▶ enroll **by September 30th, 2014** and
- ▶ **save up to 16%** on the tuition!
- ▶ pay in 10 installments / 2 years
- ▶ Interactive **Online** education
- ▶ visit www.ligsuniversity.com to find out more!

Note: LIGS University is not accredited by any nationally recognized accrediting agency listed by the US Secretary of Education. More info [here](#).



Resources
Input: Supplies
Output: Innovation

Profits
Input: Efficiency
Output: Earnings

Sales
Input: Revenue
Output: Sales volume

Capital
Input: Investment
Output: Share price

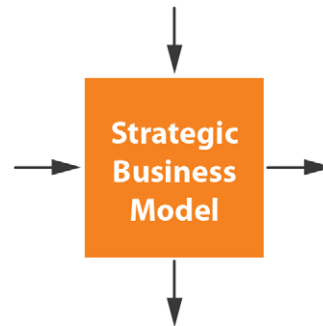


Figure 9: Constructing a generic business model (Betz 2002, 22)

As can be seen from this brief review of the kind of business models that we here term generic business models, the characteristics are quite similar. However, the characteristics focussed on in the generic business models are, as could be expected, rather general and often encompassing the whole enterprise or value creating system (chain, network etc.).

3.1.2 Broad business model definitions

The first category of the specific business model definitions, i.e. business models that incorporate more precise suggestions with respect to the elements and linkages that enable value creation, is termed “broad” business models. In our terminology, this means that their focus is on the whole enterprise system, including how the firm is positioned according to its partners in the value constellation. As a general characteristic the broad models typically take a value chain perspective and include relationships to suppliers and customers while also taking external forces into account. Thereby in a sense also the concept of strategy.

A typical example of a broad business model understanding is Lev’s (2001, 110) company ‘fundamentals’. Drawing attention to Tasker’s (1998) analysis of technology company conference calls, Lev emphasizes that the “information most relevant to decision making in the current economic environment concern the value chain of the enterprise (business model, in analysts’ parlance)” (Lev 2001, 110; original emphasized).

However, Lev’s definition of a business model takes its point of departure in Porter’s (1985) classical notion of the value chain. Particularly, Lev states that by value chain he means “The fundamental economic process of innovation [...] that starts with the discovery of new products or services or processes [...] and culminates in the commercialization” (Lev 2001, 110). In a sense, this is a description of the architecture of the company for generating value, a notion quite similar to Afuah & Tucci (2001, 2) designating that a business model describes “how [the firm] plans to make money long-term”.

According to Timmers (1998), a business model should be seen as “the architecture for the product, service and information flows, including a description of the various business actors and their roles; a description of the potential benefits for the various business actors; and a description of the sources of revenues.” Timmers’ definition is not very detailed and could probably also be categorized as a generic business model as the ones in the previous section. However, as it includes notions of visualizing how the business functions and a focus on the offering from the company to its customers, it relates as so more to the specific definitions.

A similar definition, in that it also has a focus on representation and value proposition is suggested by Weill & Vitale’s (2001) who define a business model as, “a description of the roles and relationships among a firm’s consumers, customers, allies and suppliers that identifies the major flows of product, information, and money, and the major benefits to participants”. This too is a very broad definition, in essence covering all possible aspects of doing business.

A number of the definitions within this category have explicit reference to the term sustainable development. Sustainable development is in essence, the ability of the company to create revenue in the long-term, especially with consideration to the external stakeholders interests. Thus, there is a weak linkage to the generic definitions that often focus more narrowly on profits and revenue, implicitly meaning a shorter term perspective.

Further, this way of conceptualizing the business model focuses on describing the method of doing business in a specific company. This is also in accordance with KPMG’s definition of a business model as “The fundamental logic by which the enterprise creates sustained economic value – the organizations “business model” (KPMG 2001, 3, 11). The terms ‘fundamental logic’ and ‘value configuration’ resemble Stabell & Fjeldstad’s value configuration logics (1998), and again these definitions cover all possible aspects of doing business.

Similarly, Rappa’s definition (2001) states that “a business model is the method of doing business by which a company can sustain itself – that is, generate revenue. The business model spells-out how a company makes money by specifying its position in the value chain.” As well as departing in the notion of sustainable development, it also incorporates a more specific notion of the position of the firm in the value chain.

Another suggestion that we will pay special attention to, is offered by Chesbrough & Rosenbloom (2002), who sees the business model as integrating a series of perspectives including strategy (Seddon *et al.* 2004), management (Magretta 2002b), innovation (Gaarder 2003), and e-business enabled distribution models among others, into “a coherent framework that takes technological characteristics and potentials as inputs, and converts them through customers and markets into economic outputs. The business model is thus conceived as a focusing device that mediates between technology development and economic value creation” (Chesbrough & Rosenbloom 2002, 5).

Although this understanding is developed specifically in relation to evidence from Xerox Corporation's spin-off companies, the insights provided have a broader application and the authors also explicitly acknowledge "that firms need to understand the cognitive role of the business model, in order to commercialize technology in ways that will allow firms to capture value from their technology investments" (Chesbrough & Rosenbloom (2002, 5). The six components are discussed in greater detail in chapter 1.

These elements are representative for many authors' view on business models. According to Marrs & Mundt (2001), a business model is designed to compile, integrate, and convey information about the business and industry of an organization. Further, in the context of the so-called Strategic-Systems Auditing framework, Bell *et al.* (1997) identified six components of a business model: external forces, markets/formats, business processes, alliances, core products and services, and customers. In essence this framework focuses on describing "the interlinking activities carried out within a business entity, the external forces that bear upon the entity and the business relationships with persons and other organizations outside of the entity" (Bell *et al.* 1997, pp. 37–39).

Later Bell *et al.* (2002) developed these ideas in the direction of a value driver focus which is one of the characteristics dealt with in the next section. The notion of describing links and activities and processes is likewise emphasized by Weill & Vitale (2001), who define a business model as, "a description of the roles and relationships among a firm's consumers, customers, allies and suppliers that identifies the major flows of product, information, and money, and the major benefits to participants".



.....Alcatel-Lucent 

www.alcatel-lucent.com/careers

What if you could build your future and create the future?

One generation's transformation is the next's status quo. In the near future, people may soon think it's strange that devices ever had to be "plugged in." To obtain that status, there needs to be "The Shift".

In comparison to the generic typology of business models, this broad specific understanding comes closer to treating ‘how’ the relationships are than merely ‘what’ objects should be included. Furthermore, the broad business models act as representation of the central roles and relationships of the firm, whereas the generic definitions were more focused on resources necessary for value creation.

3.1.3 Narrow business model definitions

In comparison to the category above, the narrow business model definitions are characterized by focusing only on internal aspects of the organization. As exponents of this view of the business model, Petrovic *et al.* (2001) argue that a business model ought not to be a description of a complex social system with all its actors, relations and processes, like the broad definitions imply. Instead, they contend, it should describe the value creating logic of a company (see also Linder & Cantrell 2002), the processes that enable this, i.e. the infrastructure for generating value, and constitute the foundation for conceptualizing the business strategy.

Similarly, Boulton *et al.* (2000) emphasize the need to create a business model that links combinations of assets to value creation. Having defined a business model as “[t]he unique combination of tangible and intangible assets that drives the ability of an organization to create or destroy value” (Boulton *et al.* 1997, 244), these authors’ definitions can be seen as a detailed account of the internal prerequisites for value creation. Their focus on key measures of the value creation process, i.e. the value drivers, shows the uniqueness of internal aspects.

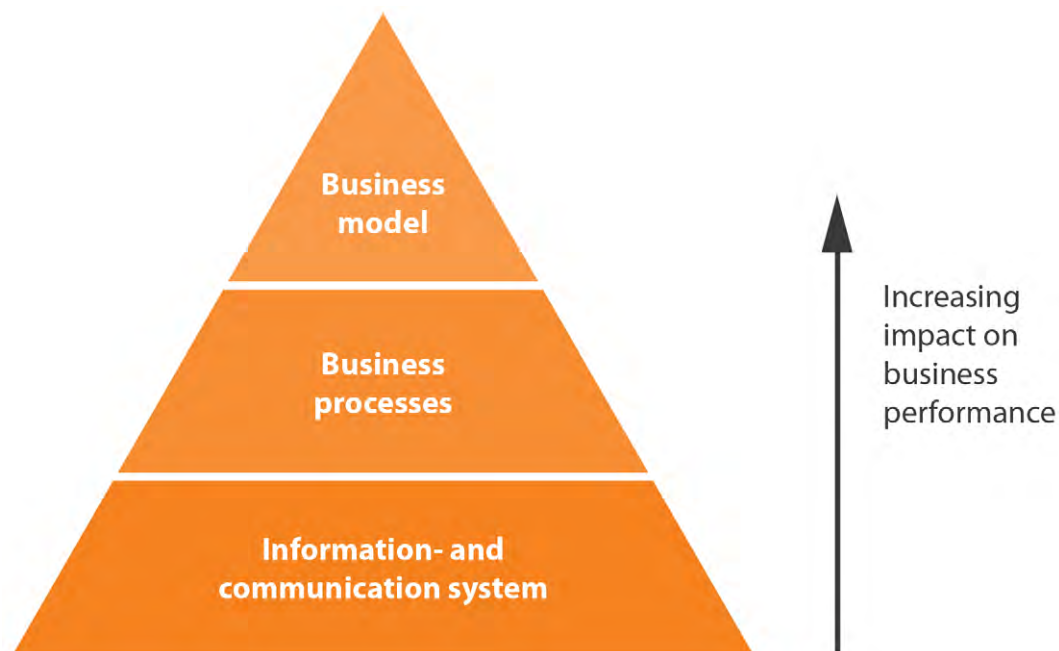


Figure 10: Hierarchical structure of business logic (Petrovic *et al.* 2001, 2)

Even more focused on value drivers and processes is Bray's view where "The business model is defined by the performance drivers, business processes, people and the infrastructure put in place to achieve the company's business objectives" (2002, 13). Bray's explicit link to business objectives is at the same a link to strategy and – especially – value creation, although this is not specifically stated. Value creation is, however, somewhat more explicitly mentioned in Linder & Cantrell's business model definition: "A real business model is the organization's core logic for creating value" (2002) as it more specifically

- The set of value propositions an organization offers to its stakeholders,
- Along with the operating processes to deliver on these,
- Arranged as a coherent system,
- That both relies on and builds assets, capabilities and relationships in order to create value.

Another central tool when describing a company's value creation story is to support narratives with non-financial performance measures. One thing is to state that one's business model is based on mobilizing customer feedback in the innovation process, another thing is to explain by what means this will be done, and even more demanding is proving the effort by indicating: 1) how many resources the company devotes to this effort; 2) how active the company is in this matter, and whether it stays as focussed on the matter as initially announced; and 3) whether the effort has had any effect, e.g. on customer satisfaction, innovation output etc. According to Bray (2010, 6), "relevant KPIs measure progress towards the desired strategic outcomes and the performance of the business model. They comprise a balance of financial and non-financial measures across the whole business model."

From this we can deduct that the business model should explain how the organization offers unique value, be hard to imitate, be grounded in reality (economics), and can help to ensure that different stakeholders are speaking the same language.

Competitive strategy is about being different, and the business model in this respect is the vehicle for operationalizing such differences. Thus, a well-constructed business model facilitates an understanding of the activities that really add value. A business model is thus an account of the links, processes, and networks of causes and effects that create value. Sandberg 2002 argues that a business model must identify the customers you want to serve, spell out how your business is different from all the others – its unique value proposition, explain how you will implement the value proposition, and finally also describe the profit patterns, the associated cash flows, and the attendant risks within the company.

In summary, the narrow definitions predominately focus on details regarding the internal prerequisites for profitability and business models as systems of representation. Some of the suggestions found in the literature also incorporate elements of value proposition and uniqueness. To conclude on this review of the different types of business model frameworks, the attributes of the three typologies of business model definitions along with possible strengths and weaknesses are listed in table 1 below.

Typology	Attributes	Possible strengths	Possible weaknesses
Generic business model definitions	<ul style="list-style-type: none"> » Components that constitute the business » General industry attributes » A meta model or ontology for business models 	<ul style="list-style-type: none"> » The advantages of aggregation, i.e. gaining an understanding of the basics of the value creation in the company 	<ul style="list-style-type: none"> » Picture conveyed becomes too general to convey anything relevant about the specific business
Broad business model definitions	<ul style="list-style-type: none"> » The method of doing business » Focus on the whole enterprise system » The architecture for generating value » Description of roles and relationships 	<ul style="list-style-type: none"> » Value creation must be understood across the whole value chain in which the company participates 	<ul style="list-style-type: none"> » Not sufficiently focused on the core value creating processes » Includes factors not completely controlled by the company
Narrow business model definitions	<ul style="list-style-type: none"> » Describe the uniqueness of internal aspects » Infrastructure for generating value » Detailed accounts of links, processes, and networks of causes and effects 	<ul style="list-style-type: none"> » The level of detail regards the functioning of the specific firm » Precise and relevant descriptions 	<ul style="list-style-type: none"> » Accounts may become too specific to make sense » Loss of overall understanding

Table 1: Attributes, strengths and weaknesses across the three typologies of business model definitions



Join the best at the Maastricht University School of Business and Economics!

Top master's programmes

- 33rd place Financial Times worldwide ranking: MSc International Business
- 1st place: MSc International Business
- 1st place: MSc Financial Economics
- 2nd place: MSc Management of Learning
- 2nd place: MSc Economics
- 2nd place: MSc Econometrics and Operations Research
- 2nd place: MSc Global Supply Chain Management and Change

Sources: Keuzegids Master ranking 2013; Elsevier 'Beste Studies' ranking 2012; Financial Times Global Masters in Management ranking 2012

Maastricht University is the best specialist university in the Netherlands (Elsevier)

Visit us and find out why we are the best!
Master's Open Day: 22 February 2014

www.mastersopenday.nl



3.2 Business model characteristics

The act of representing an object is equivalent to making it visible and thus manageable as when making activities auditable by representing accounting for them and when mechanisms are created to capture the essence of a phenomenon, e.g. in the representation of intellectual capital and value creation. Therefore, representation lies in the conception of the term business model itself. The business model – being a model of the business – is exactly such a representation, whether acknowledged explicitly or not. Focusing at the ‘level of organizations’, characterized by communication, interrelations, roles and division of labor etc., the system becomes as already Boulding (1956, 205) stated difficult to comprehend.

Simplifications needed because we as humans have limited cognitive abilities (Simon 1959). Representation is derivable as a question of how we transcribe the world around us for the sake of being able to comprehend it; in a sense perceiving representations as common-sense explanations of how objects are connected. Thus, we can perceive business models as representations of a business system where the specific business model in a company represents a choice between feasible alternatives (Chaharbaghi, Fendt & Willis, 2003) and essentially summarizes these choices that prepare the business to perform in the future (Betz 2002). Bell & Solomon (2002) enhance this perspective of the business model as a representation of the business system, in that it is a “simplified representation of the network of causes and effects that determine the extent to which the entity creates value”, thereby underlining the business models role in illuminating the critical value drivers of the company.

Among the underlying notions of representation are concerns of objectivity, power, and description vs. transformation. As we, in this context, are interested in understanding how management can grasp the organization, i.e. conceptualize it and manage it, objectivity becomes a question of representational faithfulness (cf. Napier 1993).

As the first characteristic within this group we find perceptions of business models where the business model is seen as a representation of the business. Representation has several objectives and not just the obvious one of enabling conceptualization by creating a simplistic model of reality. As accentuated by Bell & Solomon (2002), management’s ability to disperse their mental models through the organization and thereby create a common understanding of strategic direction, corporate culture etc. of the company is also a tool of power. This has some indications of a controlling-at-a-distance perspective (Cooper 1992). Chaharbaghi, Fendt & Willis (2003) accentuate this view and define business models as a representation of management thinking and practices that help businesses see, understand and run their activities in a distinct and specific way. Representation thus becomes a communicative tool in the sense of projection as the power to get ones projection out enables control from a distance.

When perceiving business models as simplified versions of reality, representation becomes an abstraction of the business, identifying how that business makes money. Business models are abstracts about how inputs to an organization are transformed to value-adding outputs (Betz 2002). Along these lines of thoughts, the business model functions as a construct (Chesbrough & Rosenbloom 2002), describing the relationships between the elements of the value creation system (Weill & Vitale 2001), illustrating e.g. the architecture of product, service and information flows (Timmers 1998).

Secondly, from a narrative perspective business models can be a support mechanism for projection of management's view to the organization through e.g. storytelling. The narrative perspective resembles a transformation/abbreviation perspective which in the end leads to the ability of remote control. Representation of the business through a description, i.e. a story of how it works (Magretta 2002) and the relationships it is engaged in. Very much in line with Hamel's (2000) ideas, Morris (2003) conceptualizes the business model as a "comprehensive description of business." A business model, according to Morris, is therefore a description of a whole system, including how the experiences of creating and delivering value may evolve along with the changing needs and preferences of customers (Morris 2003, 17).

Key aspects of narrative-focused business model definitions are: description, stories, expression and explanation, like e.g. Sandberg states, "business models describe and explain" (2002, 4) or "stories that explain how enterprises work" (Magretta 2002a, 4). For example, they can explain how you will implement the value proposition like the knowledge narrative of an intellectual capital statement (Mouritsen *et al.* 2003).

Finally, the business model can be seen as facilitating understanding accentuates the business model as a management technology, which can help management in explaining and comprehending aspects of how the company functions. Being able to speak the same 'language' throughout the entire organization is an enormous feat to achieve. "Imagine a world where employees understood what it takes for their company to make money" as Linder & Cantrell (2002) say. Facilitating understanding therefore works through abbreviation, i.e. as a simplification-mechanism, enhancing the bounded rationality perspective on human action.

The use of a business model approach to helps management communicate and share their understanding of the business logic to stakeholders, i.e. capital market agents such as analysts and investors. The external reporting of the value creation logic of the business provides a way of analyzing the prospects of the firm by creating a mutual understanding, in a sense advocating for business models being able to serve as a new unit of analysis.

Among the key aspects addressed in connection with business models from the perspective of facilitating understanding is creating a mutual understanding, e.g. between company management and capital market agents, but also to create a common understanding of a business model for all actors involved, and to assess the potential profitability of a business model. Modeling the business also offers the capability to map out new business ideas graphically in a clear and communicable fashion, so that the conceptualization will allow the understanding of, and reasoning behind the underlying business idea. This can be achieved by using one or more of the frameworks presented in chapter 1 of Business Model Design: Networking, Innovation and Globalizing.

Business models are perhaps a more comprehensive way of understanding the focus of competition merely trying to conceptualize strategy. The notion here is to explain the company's unique value proposition to external parties, as Sandberg (2002) states: "Spell out how your business is different from all the others." Finally, the facilitating understanding perspective is not solely to be thought of as an external communication aspect. The mere process of modeling the business helps management in identifying and understanding the relevant elements of their business (Osterwalder & Pigneur 2003), like e.g. value drivers and other causal relationships.



> Apply now

REDEFINE YOUR FUTURE
**AXA GLOBAL GRADUATE
PROGRAM 2015**

redefining / standards 

agence.cdg. © Photonistop

This section reviews the parts of the literature that have been found representative or most relevant in developing the frameworks of a business model. Table 2 below illustrates the structure chosen for the review. In the literature reviewed, 9 subunits of characteristics that are emphasized as integral parts of a business model are discussed. These areas, which are termed ‘characteristics of business models’ have, for simplicity, been grouped into three archetypes of categories: (1) what the overall purpose of the firm or the criteria for success is, (2) what kind of elements are important and (3) how these elements interrelate.

1	The overall criteria for performance	Sustainable development
		Strategy
		Improving the business and innovation
2	The elements of the business model	Resource-base
		Value chain
		Value proposition
3	Relationships between elements	Value drivers
		Value creation
		Causal relationships

Table 2: Overview of business model characteristics

3.2.1 The overall criteria for performance

While the ultimate goal of a company from a shareholder perspective is to create profits, business models sometimes address broader criteria such as sustainable development, which implies that focus is shifted from mere profit orientation towards sustainable enterprises and an economic reality that connects industry, society and the environment. This need for linking sustainable development to business strategy is, for instance, acknowledged by Funk (2003, 65), who characterizes the sustainable organization as “one whose characteristics and actions are designed to lead to a ‘desirable future state’ for all stakeholders”, and by Afuah & Tucci (2000), who argue that the business model concerns sustainable development through the firm’s unique value configuration which is synonymous with KPMG’s definition of the business model as: “The fundamental logic by which the enterprise creates sustained economic value – the organization’s business model” (KPMG 2001, 11).

In recent years there has been increased attention to reporting on sustainable development within the business reporting debate, e.g. triple bottom line reporting (Elkington 1997) and the Global Reporting Initiative (GRI 2010). Non-accounting information such as forward-looking sustainability indicators are, in line with intangibles becoming a greater part of wealth creation, becoming more relevant to the overall value proposition of a business. In this sense the business model becomes a central notion, as it is the method of doing business by which a company can sustain itself, that is, generate revenue.

In using the notion of a business model as our key concept, we therefore implicitly assume that it comprehends something more than strategy and more than profits, or at least is a concept different from merely treating strategy and profits. In this sense Magretta (2002, 6) is clear when she states that “business models describe, as a system, how the pieces of a business fit together. But they don’t factor in one critical dimension: competition”, which implies that she finds the competitive basis of the companies to be completely outside the business model.

Another perspective is offered by Czuchry & Yasin (2003), who argue that a business model is not necessarily successful by itself, because firms must integrate and align strategic and operational efforts, activities, resources and decisions into a systematic organizational strategy, thus indicating that strategy is an integrated component of a business model. A different angle to this discussion comes from Chesbrough & Rosenbloom (2002, 535), who argue that while business models are more oriented towards value creation and sustainable development from a bounded rationality perspective, strategy theory is more apt to consider value creation from a shareholder perspective and to suppose full analytical rationality of decision-makers.


Also Seddon *et al.* (2004) studies the relationship between strategy and business models and conclude that strategies are grounded in the real world, whereas business models are abstractions of the real-world strategies of the companies. Likewise, with regard to improving corporate performance measures to drive results and very much in line with Kaplan & Norton’s thoughts of the balanced scorecard (1992; cf. Eccles 1991). Also, Miller, Eisenstat & Foote (2002) perceives the business model as a means of linking measurements to strategies. Actually, Sandberg (2002), referring to Porter’s (1996) articulations on competitive strategy about being different, argues that the business model is the vehicle for operationalizing those differences. Therefore, although not the same, there is a positive mutually supporting interrelation between business models and strategy (Heinrichs & Lim 2003).

Finally, business models have, as our third characteristic, also been associated with the efforts of companies to improve the business and innovate. Much early literature (cf. Kodama 1999) takes its point of departure in how new technology, most notably the Internet, has revolutionized certain industries and changed the feasibility of existing business models. This is, for instance, illustrated by Gallagher (2002), who shows how e-commerce has enabled the emergence of new business models.

Following Hamel & Skarzynski (2001), innovation can be perceived as the route to wealth creation but is also a prerequisite for sustainable development because today's competitive advantage becomes tomorrow's albatross as Christensen (2001) has expressed it. Having the right business model at the present doesn't necessarily guarantee success for years on end. Causes can be new technology but also changes in the environment and the customer base can play a role (Delmar 2003) as is illustrated by the European airline Ryanair which has with great success significantly restructured the business model of the airline industry. As the air transport markets have matured, incumbent companies that have developed sophisticated and complex business models now face tremendous pressure to find less costly approaches that meet broad customer needs with minimal complexity in products and processes (Hansson, Ringbeck & Franke 2002).

Other authors that draw attention to need for business model innovation and renewal are Sull (1999, 42) and De Carolis (2003, 44) who ask the dire question of what happens when companies fail to renew their business model as well as Ross, Weill & Vitale (2001) who pose the question of how to ensure that management will acknowledge that the existing business model is not profitable and change it.

Very often radical strategy changes means changing the entire business model (Upton & McAffe, 2000). Thus Govindarajan & Gupta (2001) link the business model with innovation by applying a business model perspective to strategic innovation. They identify three areas for changing the existing business: redesigning the architecture of the value chain, reinventing the concept of customer value, or redefining the customer base. This is basically strategic positioning in terms of value creation; what, how, and to whom (Markides 1997).



Empowering People. Improving Business.

BI Norwegian Business School is one of Europe's largest business schools welcoming more than 20,000 students. Our programmes provide a stimulating and multi-cultural learning environment with an international outlook ultimately providing students with professional skills to meet the increasing needs of businesses.

BI offers four different two-year, full-time Master of Science (MSc) programmes that are taught entirely in English and have been designed to provide professional skills to meet the increasing need of businesses. The MSc programmes provide a stimulating and multi-cultural learning environment to give you the best platform to launch into your career.

- MSc in Business
- MSc in Financial Economics
- MSc in Strategic Marketing Management
- MSc in Leadership and Organisational Psychology

BI NORWEGIAN BUSINESS SCHOOL

EFMD
EQUIS
ACCREDITED

www.bi.edu/master

Kartseva, Gordijn & Akkermans (2003) suggest applying a business model as the basis for strategic analysis since this offers the possibility for mapping new business ideas graphically in a clear and communicable fashion. In this way business models facilitate change because of their building-block-like approach to formulating the business logic of a company (Petrovic *et al.* 2001). Chaharbaghi, Fendt & Willis accentuate this by stating that “the context-dependency of the specific business models provides the power of description and prescription, helping businesses see, understand and run their activities in a distinct way” (2003, 381) and Morris (2003, 25) confides that since business models are a more comprehensive way of understanding the focus of competition, they must also be the focus of innovation. Relentlessly changing conditions means that business models evolve rapidly and business model innovation is therefore not optional, rather it becomes mandatory. While innovations in any area within an organization may be important, innovations that pertain broadly and directly to the business model will be life-sustaining. Even the best-designed business model cannot last forever but must keep pace with shifting customer needs, markets and competitive threats (Linder & Cantrell 2002).

3.2.2 Performance related elements

In this section we take a closer look at how business models describe elements of the organization which are a part of the performance of the company. Performance related elements are elements that relate to the actual structure of the company. We distinguish between three characteristics that are labeled ‘resource-base’, ‘value-chain’ and ‘value proposition’. The resource-base in the company is important, as there has been a lot of focus on which resources actually drive company value creation. For example, in the knowledge society it is stated that primarily knowledge drives value creation. Along these lines, Miller, Eisenstat & Foote (2002) argue that capabilities are the backbone of the competitive advantage of a company, because such resources constitute a more stable element on which to base sustainable development than competitive strategy in a highly volatile business environment. Confirming this, De Carolis (2003) finds that imitability of firm knowledge resources has a significant negative effect on firm performance. In a business environment characterized by rapid and discontinuous nature of change a framework that can facilitate business model innovation becomes necessary for sustainable competitive advantage (Malhotra 1999).

As resources are central aspects of a generic business model framework (Betz 2002) the resource-based view is appropriate in connection with business models (Hedman & Kalling 2003). Klaila (2000) explains how the business model helps to identify the critical behaviors, competencies, and market conditions and account for the resources of intellectual capital in the company. From the resource-based perspective we must perceive resources in the sense of being assets (Boulton *et al.* 1997) and inputs to the value creation process of the company. As it is difficult for organizations to understand the role of knowledge resources in their value creation (Covin & Stivers, 1997) the business model approach becomes advantageous by visualizing the capability configurations of the company, which are the cohesive combination of resources and capabilities embedded within its infrastructure that generate value (Miller, Eisenstat & Foote, 2002).

Porter defines the value chain as a basic tool for analyzing the sources of competitive advantage of the firm. The value chain enables a systematic examination of all the activities a firm performs and how these activities interact (1985, 33). Every firm is essentially a collection of interdependent activities that are performed to create value. According to Shank and Govindarajan (1992), the value chain can also be perceived as a generic concept for organizing our thinking about strategic positioning. They define the value chain as “the linked set of value-creating activities all the way from basic raw materials to the ultimate end-use product delivered into the final consumers’ hands” (ibid., 179).

Within the notions of business models, the value chain comprises the activities and organization of the company (Hedman & Kalling 2001) and the structure of the company (Alt & Zimmermann 2001). In Bell *et al.*'s (1997) framework, core business processes and activities, and the analysis hereof, are viewed in the light of a value chain perspective. Likewise, Chesbrough & Rosenbloom (2002) imply that the value chain perspective leads to identification of the activities and assets (inputs) that are necessary to deliver the value proposition of the company (outputs). In this sense the business model spells out how a company makes money by specifying where it is positioned in the value chain (Rappa 2001).

However, there are alternative value configuration models to that of the value chain. Stabell & Fjeldstad (1998, 414) suggest that the value chain is but one of three generic value configuration models. Based on Thompson's (1967) typology of long-linked, intensive and mediating technologies, they define the value chain as a value configuration that models the activities of long-linked technology. Stabell & Fjeldstad (1998), in distinguishing between these three distinct generic value configuration models, argue that such a distinction is required in order to create an understanding and ultimately facilitate the analysis of firm-level value creation across a broad range of industries and firms.

The first of the two alternative generic value configuration models proposed by Stabell & Fjeldstad (1998) is the value shop logic. It concerns firms where value is created by mobilizing resources and activities to resolve a particular customer problem. The second alternative to the value chain is the value network logic. It models firms that create value by facilitating a network relationship between their customers using a mediating technology, e.g. like an infomediary or innomediary, as Sawhney *et al.* (2003) explicates.

According to Giertz (2000), each type of business is based on such unique value creation logic. Understanding and managing companies, he argues, thus requires a simulation that will test the business model and its strategy. Referring to Stabell & Fjeldstad, this would incorporate identifying the applied value configuration or business logic, and development of appropriate performance measures, as accentuated by Eccles (1991) and Kaplan & Norton (2008).

Along these lines, Allee (2000) contends that in order to facilitate the analysis of the value of such networks, knowledge and intangible value exchanges must become an integrated part of the business models applied in visualizing these new value configurations. In this connection, Hamel (2000) talks of competing value networks – a synonym for the inter-corporate value chain and Porter's value system – which, as we will see later on is an important aspect of distinguishing between different types of business models (2000, 88).

Sweet (2001) identifies four strategic value configuration logics: value-adding, -extracting, -capturing, and -creating, that exist no matter the prevailing macroeconomic paradigm.

Sweet argues that it is the ability to manage these logics well that creates success rather than new business models. By stating this, he confirms the necessity of understanding how the business model and its value creating elements work, as a prerequisite for managing the company. Ramirez (1999) too, offers an alternative view to that associated with value creation in industrial production, arguing that technical breakthroughs and social innovations in actual value creation render the alternative, a so-called value co-production framework. This is also an alternative value configuration in line with the notions presented above by Stabell & Fjeldstad (1998) and Sweet (2001).

Need help with your dissertation?

Get in-depth feedback & advice from experts in your topic area. Find out what you can do to improve the quality of your dissertation!

Get Help Now



Go to www.helpmyassignment.co.uk for more info



Helpmyassignment



Click on the ad to read more

The value proposition or offering of the company depicts which value it intends to deliver to its customers. “A ‘business model’ is [...] a precise definition of who customers are, and how the company intends to satisfy their needs both today and tomorrow” (Morris 2003, 19). Morris’ definition, which takes its point of departure in the value of the offering to the end users by the company, is very close to the definition of the knowledge narrative from the Danish guideline for intellectual capital statements. The knowledge narrative “expresses the company’s ambition to increase the value a user receives from a company’s goods or services” (Mouritsen *et al.* 2003a, 12).

Chesbrough & Rosenbloom (2002) similarly define the value proposition as the value created for the user of the offering from the company. Webb & Gile (2001) reject the notion of customer needs being the only true strategic approach and thereby argue against the previous literature, which state that the resources of the company ought to be the starting point of strategy formulation. For Hedman & Kalling (2001) the value proposition of the company is equivalent to the generic strategy of the company. In a likewise manner, Alt & Zimmermann (2001) define the value proposition as a part of the mission statement of the company together with its vision and strategic goals. Each type of business has its unique value proposition logic (Giertz 2000) as the value proposition is closely linked to the products and services delivered. Osterwalder & Pigneur (2003) equivocate the value proposition with product innovation. Therefore it is a dire necessity to spell out how your business is different from all the others, i.e. your unique value proposition, and explain how you intend to implement the value proposition (Sandberg 2002).

3.2.3 Relationships between elements

The final category of business model characteristics concerns descriptions of internal linkages in the company related to performance and creating value. By relationships between elements we mean aspects such as value drivers, value creation processes and causality between e.g. activities, resources, and processes. These three categories regard the internal aspects of the business model of a company because they all are concerned with value creation. Value drivers will vary significantly by industry, or should we say by business model. Regardless of industry, it is of vital importance for a company to understand the drivers behind its value creation (Fenigstein 2003), i.e. which aspects deliver value-added? However, value drivers will vary significantly by industry, or should we say by business model. Value drivers are typically performance measurements with regard to core processes.

Understanding the value drivers of a company leads to the identification of key performance indicators. Bray (2002) perceives value drivers as the link between key performance indicators and business objectives, at the same time underlining that value drivers are not outcome-oriented key performance indicators, rather they are forward oriented performance measures. Hedman & Kalling (2003) propose value drivers as measurements of actual activity, which they state is an intermediary level separating the resources and the offering of the company. As value drivers imply causal relationships, they are more clearly visualized in a business model.

In Bell *et al.*'s framework (1997), value drivers are not explicitly mentioned, but can be viewed as the interlinking of specific activities performed in the core business processes of the company. As depicted above, key performance indicators are, according to Bray (2002), linked to business objectives via identification of the key drivers of value, which in turn can be interpreted as key success factors. Value drivers are not static performance measures, they will vary over time, both within a business cycle and from business cycle to business cycle (Wahlström 2003), and eventually the present value-drivers of the company will be replaced. This may be a result of the company changing its strategy or business model, which must have an effect on the drivers involved in the value chain and value creation process, or it could be an effect of the changing external environment.

A business model is inevitably a representation of how the company creates value, and value creation, therefore, is a cornerstone of the business model concept. The external prerequisite, the value proposition, is a central notion when referring to the internal prerequisite value creation, as the offering of the firm affects the value it must create and deliver to its customers and the users of its products or services. A business model thus depicts the design of transaction content, structure, and governance so as to create value through the exploitation of business opportunities (Amit & Zott 2001).

According to Linder & Cantrell (2002, 1), “a real business model is the organization’s core logic for creating value”. In fact the entire enterprise is a value creation system within which assets tangible as well as intangible are utilized and created. In this process, it is important to develop a strategy for bundling all the sources of value creation potential in a company into a single “recipe for adding value” (Daum 2002), i.e. a business model. Alt & Zimmermann (2001) also link the business model to value creation, by stating that it describes the logic that lies behind the actual processes of a ‘business system’ for creating value.

The ability of establishing precise connections and causal links and relationships between knowledge resources, competences, intellectual capital etc. and the value creation of an organization has been in the interest of the business and academic communities for a long time. Furthermore, it is an important element of the business model approach (Hedman & Kalling 2003). However, this relationship may be an unsettled one. Hermans’ (2002) research within the context of Finnish biotechnology firms provides an exception. He tests and analyzes empirically how intellectual capital is connected to the market potential of Finnish biotechnology firms, finding among other things that management experience, research and patent application intensities, and the public financing of R&D activities have significant influence on growth prospects of the enterprises.

The ability to establish causal links between resources, activities, processes and their outcomes, i.e. value, is a prime deliverable of applying a business model perspective. It ensures that what is being measured is relevant, an argument that has been aired previously by the likes of Kaplan & Norton (2001) and Ittner & Larcker (1998). According to Dikolli & Kulp (2003), this business model approach to performance measurement helps identify and focus on the causal links between managerial actions, intermediate performance measures, and overall firm performance. Via a business model approach it is possible to identify causal loops that depict linkages between key performance measures and financial results (Bell *et al.* 1997) and which link combinations of assets to value creation (Boulton *et al.* 1997).

In relation to the overall perspective of the book, the characteristics and elements making up a business model, as identified above, can be viewed as proxies for the characteristics that constitute the fundamental mosaic of the market for information participants. In that respect, these aspects and elements indicate which types of information further studies should focus on in relation to gaining a better understanding of this mystery mosaic that informs financial numbers and the valuation of companies.



Brain power

By 2020, wind could provide one-tenth of our planet's electricity needs. Already today, SKF's innovative know-how is crucial to running a large proportion of the world's wind turbines.

Up to 25 % of the generating costs relate to maintenance. These can be reduced dramatically thanks to our systems for on-line condition monitoring and automatic lubrication. We help make it more economical to create cleaner, cheaper energy out of thin air.

By sharing our experience, expertise, and creativity, industries can boost performance beyond expectations. Therefore we need the best employees who can meet this challenge!

The Power of Knowledge Engineering

Plug into The Power of Knowledge Engineering.
Visit us at www.skf.com/knowledge

SKF

3.3 Towards business model building blocks

Several recent studies conduct comparisons of business model building blocks. Whiel Fieft (2011) focuses on the building blocks of e-business models, Taran (2011) looks at a broader selection of texts. The table below illustrates Taran's analysis from the perspective of Osterwalder & Pigneur's Business Model Canvas. It conveys a comparison between Osterwalder & Pigneur's 9 building blocks and Chesbrough's (2006) and Morris *et al.*'s (2003) 6 components. This table illustrates neatly the overlap between the models and the blanks. Taran concludes his review by using the 5 building blocks in the left hand column as a basis for suggesting a slightly rearranged model with 7 building blocks. See chapter 4 in *Business Model Design: Networking, Innovation and Globalizing* for more detail on this split. This is depicted in figure 11 below.

	Building Block	Description	Chesbrough 2006	Morris et al. 2003
Product	Value proposition	Gives an overall view of a company's bundle of products and services	Component 1: Articulate the value of the proposed offering	Component 1: Factors related to offering
Customer Interface	Target Customer	Describes the segments of customer's means of getting in touch with its different customer segments	Component 2: Identify the market segment	Component 2: Market factors
	Distribution Channel	Describes the company's various means of getting in touch with its customers	Component 3: Define the value chain to deliver that offering	-
	Relationship	Explains the kind of links a company establishes between itself and its different customer segments	-	-
Infrastructure Management	Value Configuration	Describes the arrangement of activities and resources	Component 3: Define the value chain to deliver that offering	Component 3: Internal capability factors
	Core Competence	Outlines the competences necessary to execute the company's business model	-	Component 3: Internal capability factors
	Partner Network	Portrays the network of cooperative agreements with other companies necessary to efficiently offer and commercialize value	Component 3: Define the value chain to deliver that offering Component 5: Describe the position of the firm within the value network	-

	Building Block	Description	Chesbrough 2006	Morris et al. 2003
Financial Aspects	Cost Structure	Sums up the monetary consequences of the means employed in the business model	Component 4: Establish cost structure and profit potential	Component 5: Economic factors
	Revenue Model	Describes the way a company makes money through a variety of revenue stream	Component 4: Establish cost structure and profit potential	Component 5: Economic factors
Strategy Aspects	Competitive Factor		Component 6: Formulate a competitive strategy	Component 4: Competitive strategy factor Component 5: Growth/exit factors

Figure 11: Break-down of business model building blocks (Taran 2011)

Sum-up questions for chapter 3

- What is the difference between a broad business model definition and a narrow business model definition?
- How does a generic business model definition differ from the above?
- Which overall characteristics of business model definitions can be identified?
- What is the purpose of distinguishing business models on the terms of their overall characteristics?
- Discuss the interrelations between the building blocks set out in figure 11?
- What are the interrelations between business model characteristics and business model building blocks?

4 Frameworks for Understanding and Describing Business Models

(Written by Christian Nielsen, Professor, Robin Roslender, Professor and Morten Lund, MA in Business, Ph.d.)

[Please quote this chapter as: Nielsen, C. & Roslender (2013), Frameworks for understanding and describing business models, in Nielsen, C. (Ed.) *The Basics of Business Models*, Vol. 1, No. 1. Copenhagen: BookBoon.com/Ventus Publishing Aps]

This chapter provides in a chronological fashion an introduction to six frameworks that one can apply to describing, understanding and also potentially innovating business models. These six frameworks have been chosen carefully as they represent six very different perspectives on business models and in this manner “complement” each other. There are a multitude of varying frameworks that could be chosen from and we urge the reader to search and trial these for themselves. The six chosen models (year of release in parenthesis) are:

- Service-Profit Chain (1994)
- Strategic Systems Auditing (1997)
- Strategy Maps (2001)
- Intellectual Capital Statements (2003)
- Chesbrough’s framework for Open Business Models (2006)
- Business Model Canvas (2008)

4.1 Service-profit chain

While the concept of the Service-Profit Chain is relatively unknown in the accounting, finance and innovation literature, it is more well-known in marketing management. This concept was first offered in 1994 and is heavily skewed towards a commercial reality in which the customer service of the company is assumed to portend the future for a growing number of businesses. Originally developed as a marketing management tool, the Service-Profit Chain observes that, in the “new economics of service”, senior management needs to focus on employees and customers rather than on profit goals and market share (Heskett *et al.* 1994). This logic is not dissimilar to that of Kaplan & Norton’s strategy maps (see section below) where the desired value manifests itself in high levels of profitability and increased market share is created by a workforce that is satisfied and loyal. Consequently, the positive attitude of employees is essential because these are the individuals who deliver the service to customers on a face-to-face basis. Even in the case of exemplary levels of service provision, a degree of customer turnover is unavoidable as individuals find their personal circumstances change, however, ways of minimizing such leakages become another strategic priority.



Figure 12: The Service-Profit Chain

The Service-Profit Chain is presented as a horizontal visualisation, with employee satisfaction identified using various attributes including: workplace design; job design; employee selection and development; employee rewards and recognition; and the provision of the necessary “tools for serving customers”. Implicit here is the requirement for all of these attributes to be embedded, reproduced and enhanced on a continuous basis. The immediate outcomes of high levels of employee satisfaction are then identified as employee loyalty and retention, both of which impact on a preparedness to strive for the highest levels of customer service provision. The latter are identified as the key to high levels of customer satisfaction and loyalty. Success in this regard is linked to high levels of customer retention, which Heskett *et al.* associate with zero customer defections (see Reichheld & Sasser Jr, 1990). Beyond simply retaining customers, opportunities for cultivating the advocacy of service offerings should constantly be explored.

Consequently, the Service-Profit Chain identifies a wide range of measurement metrics that may be used to report the performance of a business. As with the Strategy Map concept, a scoreboard is used to report company performance with a strong emphasis on employee and customer metrics and rather less on the actual business process. Conventional financial performance indicators also have a place within such a scoreboard approach but, as Heskett *et al.* observe, their importance is decentred. Thus, the approach provides the opportunity to combine sets of relevant lead (forward-looking) and lag (historical) indicators. Finally, the Service-Profit Chain uses narrative reporting to complement numbers and the focus on employees and customers, are best served by the use of more qualitative forms of reporting, which in turn complement the underlying strategy narrative.

In the Service-Profit Chain literature we find hints that the growing emphasis on businesses to produce year-on-year increases in shareholder value has had a negative impact on the evolution of the long-term evolution of the company. The Service-Profit Chain is in this sense a horizontal representation that begins with a market overview, which informs the business strategy. The business strategy translates into a range of value creating activities, including “customers” and “people”. The expectation is that, if appropriate sustainable relationships are maintained between the company and its customers and staff, long term financial performance will ensue.

4.2 The strategic systems auditing framework

Remembering that the business model is the platform which enables the strategic choices to become profitable, then it is clear that a business model is not a pricing strategy, a new distribution channel, an information technology, nor is it a quality control scheme in the production setup. A business model is concerned with the value proposition of the company, but it is not the value proposition alone as in itself it is supported by a number of parameters and characteristics. The question is here: how is the strategy and value proposition of the company leveraged?

To understand the foundations of the business model, metaphorically speaking, the pillars on which the platform rests, it is necessary to look at the organizational attributes of the company. In doing so, the focus should not be on the elements themselves, i.e. organizational structure, alliances, management processes, customer types, but rather on the characteristics of the links between them. A few years after the Service-Profit Chain came out of the marketing management literature, the collaboration between KPMG and a group of financial reporting and auditing researchers and University of Illinois – Urbana Champagne, gave birth to the “Client Business Model” as it was called by KPMG. By the involved researchers it was denoted the Strategic Systems Auditing framework (henceforth the SSA framework).

Bell *et al.* define “The (client) business model as a strategic-systems decision frame that describes the interlinking activities carried out within a business entity, the external forces that bear upon the entity, and the business relationships with persons and other organizations outside of the entity” (1997, pp. 37–39). As such they identify six components which need to be described in order to encompass the description of a business model:

- External forces
- Markets
- Business processes
 - Strategic management process
 - Core business processes
 - Resource management processes
- Alliances
- Core products and services
- Customers.

Bell *et al.* (1997) reason that gaining an understanding of key value creation processes and related competencies that enable the company to realize its strategy is an essential element of understanding its financial figures. By measuring and benchmarking the performance of core business processes and management and support processes, the ‘KPMG Business Measurement Process’, depicted in figure 13 below, facilitates and enhances an understanding of the risks that threaten attainment of the business objectives of the company. The following of this framework is argued to lead to an understanding of client business model and a documentation the ability of the company to create value and generate future cash flows, through depiction of the specific process analyses, key performance indicators, and business risk profile in the specific company, thus a similar procedure could potentially form the foundation for external communication more generally.

What do you want to do?

No matter what you want out of your future career, an employer with a broad range of operations in a load of countries will always be the ticket. Working within the Volvo Group means more than 100,000 friends and colleagues in more than 185 countries all over the world. We offer graduates great career opportunities – check out the Career section at our web site www.volvogroup.com. We look forward to getting to know you!

VOLVO
 AB Volvo (publ)
www.volvogroup.com

VOLVO TRUCKS | RENAULT TRUCKS | MACK TRUCKS | VOLVO BUSES | VOLVO CONSTRUCTION EQUIPMENT | VOLVO PENTA | VOLVO AERO | VOLVO IT
 VOLVO FINANCIAL SERVICES | VOLVO 3P | VOLVO POWERTRAIN | VOLVO PARTS | VOLVO TECHNOLOGY | VOLVO LOGISTICS | BUSINESS AREA ASIA



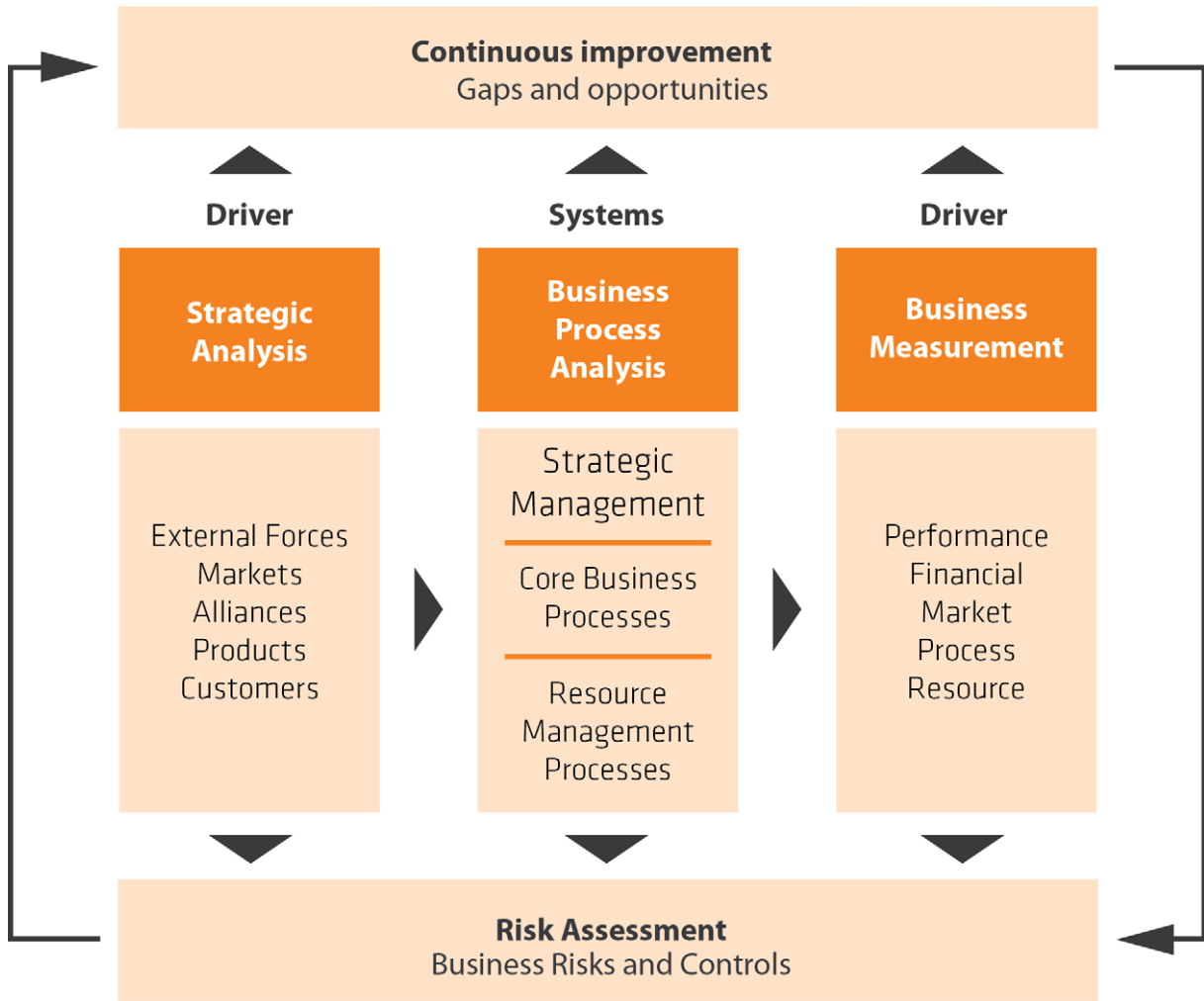


Figure 13: The KPMG Business Measurement Process (Bell *et al.* 1997)

The SSA model is as such based on an analysis procedure that departs in the strategic analysis of the external forces affecting the company, the markets on which it operates, along with an analysis of its alliances, products, and customers. Next, an analysis of the business processes regarding strategic management processes, core business processes, and resource management processes leads to a so-called Entity Level Business Model and the identification of key business performance measures. This is depicted in figure 14 below.

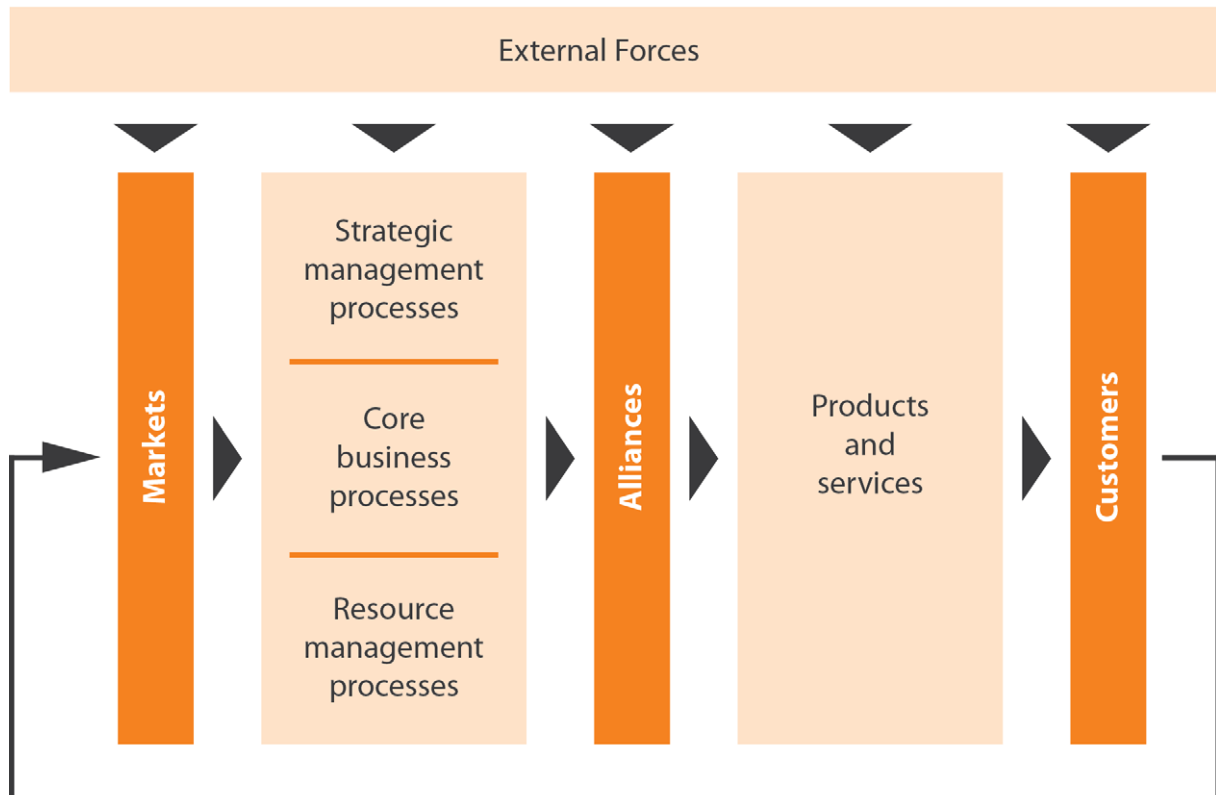


Figure 14: The Client business model (Bell *et al.* 1997)

Following up on the Strategic-Systems Auditing (SSA) model, Bell & Solomon define the business model as: “a simplified representation of the network of causes and effects that determine the extent to which the entity creates value and earns profits” (2002, xi). An interesting catch here is the distinction between value creation and profits, instigating that value creation should be perceived from a broader perspective than merely a shareholder value perspective.

Compared to the suggestions by Bell *et al.* (1997), the 2002 framework provided by Bell & Solomon focuses more narrowly on value creation and has predominately internal focus incorporating the elements of value drivers, value creation, and representation. As a distinctive feature, the SSA model departs from an auditing perspective where Bell *et al.* (1997) argue for the importance of gaining an understanding of the client’s strategic advantage. This is, however, not only a necessity from an auditing perspective since understanding the strategic advantage of a company is the prerequisite for understanding how it creates value.

Gaining an understanding of key value creation processes and related competencies that enable the company to realize its strategy is an essential element of such an analysis. By measuring and benchmarking the performance of core business, management and support processes, the 'KPMG Business Measurement Process', depicted in figure 13, facilitates and enhances an understanding of the risks that threaten the attainment of the business objectives in the company. The following of this framework is argued to lead to an understanding of the client's business model and a documentation of the ability of the company to create value and generate future cash flows through depiction of the specific process analyses, key performance indicators, and business risk profile in the specific company. Thus, a similar procedure could potentially form the foundation for external communication more generally.

The SSA model is based on an analysis procedure that departs in the strategic analysis of the external forces affecting the company and the markets on which it operates, along with an analysis of its alliances, products, and customers. Next, an analysis of the business processes regarding strategic management processes, core business processes, and resource management processes leads to a so-called Entity Level Business Model and the identification of key business performance measures.

An advertisement for Gaieteye. The background is a warm, orange-toned image of a person running on a path. In the top left, the Gaieteye logo is displayed, consisting of a yellow square with a white leaf-like shape inside, followed by the word "gaieteye" in a white, lowercase, sans-serif font. Below the logo is the tagline "Challenge the way we run" in a smaller, italicized font. In the center-left, the text "EXPERIENCE THE POWER OF FULL ENGAGEMENT..." is written in a bold, white, uppercase font. Below this text is a horizontal line of yellow dots. In the bottom-left corner, the text "RUN FASTER. RUN LONGER.. RUN EASIER..." is written in a bold, white, uppercase font. In the bottom-right corner, there is a yellow button with the text "READ MORE & PRE-ORDER TODAY" and "WWW.GAITEYE.COM" in a white, uppercase font. A white hand cursor icon is positioned over the button. To the right of the runner, there are white technical diagrams consisting of circles and lines, resembling a target or a measurement tool.

SSA gives an idea of the parameters that make up and define the outskirts of a business model. Through the strategic analysis, the following aspects of the organization are described: external forces, markets, alliances, products, and customers. Next, the SSA model includes a process analysis tool which helps the analyst from a risk based perspective to find the most appropriate KPI's and controls of key risks for the company to be able to deliver the value proposition and through this identify the characteristics and key aspects of the links between organizational elements. The business process analysis is applied on three archetypes of processes, namely: strategic management processes, core business processes, and resource management processes. The process analysis follows the steps depicted below:

1. Process objectives
2. Inputs
3. Activities
4. Outputs
5. Systems
6. Classes of transactions
7. Risks which threaten objectives
8. Critical success factors
9. Other symptoms of poor performance
10. Performance improvement opportunities

Finally, the step of identifying Critical Success Factors leads to the actual business performance measurement including the identification of performance KPI's according to the four dimensions: financial, market, process, and resource. This process is illustrated in the box below for a Merger & Acquisition choice process.

4.3 Strategy maps

The Strategy Map (Kaplan & Norton, 2001; 2004) is a development of the Balanced Scorecard which originally emerged from management accounting practices in the mid 1980s (Kaplan and Norton, 1992, 1993; see also Maisel, 1992). Initially, the Balanced Scorecard was described as a multi-perspective reporting framework; its principal function was to enhance internal management reporting, however, it was later considered to also have potential for external reporting. Kaplan & Norton (1992) identified four generic perspectives for the Balanced Scorecard: growth and development (later learning and growth); internal business processes; the customer; and financial perspectives. They later asserted that these four perspectives could be viewed as forming a cause and effect chain that was represented as a vertical configuration beginning with the learning and growth perspective (Kaplan & Norton, 1996). As learning and growth is developed within a company, upward links are made to the internal (business process) perspective. Business processes are in turn linked to customers who, ultimately, influence the financial perspective of the company (Kaplan & Norton, 1996: 31). By 1996, the Balanced Scorecard was commended as a strategic management tool and, by 2001, it became clear that this cause and effect chain was intended to visualise a generic process for the creation and delivery of value to both customers and shareholders. In 2004, the Balanced Scorecard was described as "...one of the most influential management ideas of the past 15 years" (ICAEW, 2003: 23).

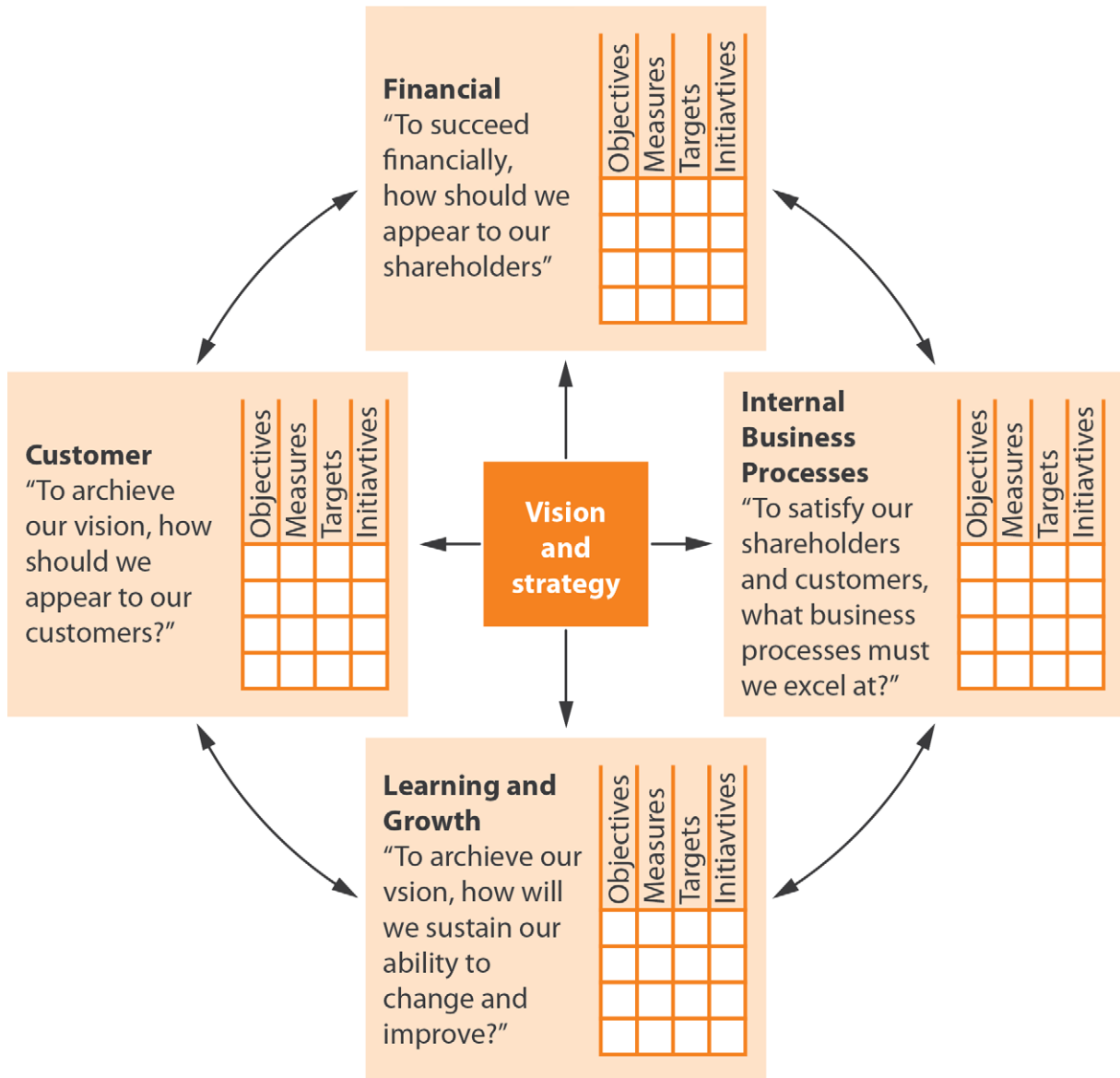


Figure 15: Balanced Scorecard anno 1996 (Kaplan & Norton 1996)

Kaplan & Norton (2001; 2004) use the Balanced Scorecard to develop the Strategy Map which they describe as the game plan of the enterprise and a tool to help management to accomplish long term goals and objectives of the company. Although financial objectives (such as return on capital employed) sit at the head of the Strategy Map, Kaplan and Norton recognise that the key to the success of an enterprise is customer loyalty which is developed through market offerings (value propositions). Kaplan and Norton maintain that, where customer loyalty is secured, financial targets are also likely to be achieved and ultimately shareholders will see their own value creation and delivery expectations fulfilled. In order to meet the expectations of the customer base, it is necessary for the enterprise to ensure that its various internal business processes are effectively configured and operated. Vital to this process is the appropriate utilisation of the resource base of the enterprise, with particular importance being placed on the creation and reproduction of a highly competent and committed workforce.

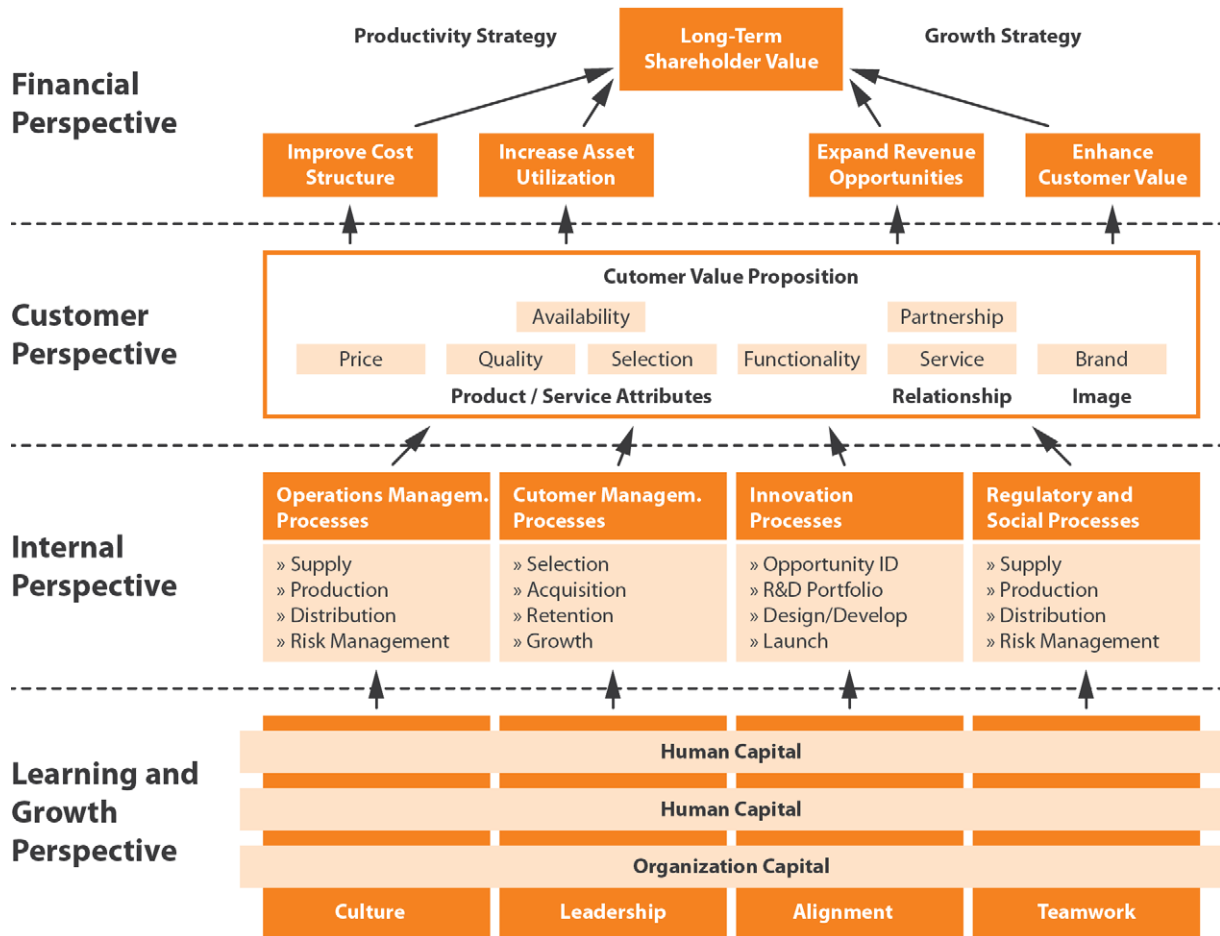


Figure 16: Strategy maps (Kaplan & Norton 2001)

According to Balanced Scorecard the basic theory for the economic company control is that it is based on the strategy of the company. As mentioned above, the financial budget constitutes the future plans of the company, translated into monetary units. If the company should move into a specific direction, such strategic views should be incorporated in the financial budget.

Similarly, if you want to influence actions carried out in the company with regard to implementing the plans of the company, you should also evaluate the steps which bring the company in the desired direction.

You will be able to find a number of other management models, which like the Balanced Scorecard are based on the outlined basic principles, such as: The Business Excellence Model, Total Quality Management, Business Model Analysis and Knowledge Statements.

4.3.1 Strategic understanding

The Balanced Scorecard is an example of how to manage your company by combining non-financial performance goals and financial performance goals. In the beginning of the nineties academic circles had a lively debate precisely on the sufficiency by managing on budget deviations alone. Popular phrases such as “If you can’t measure it, you can’t manage it” and “What gets measured gets done” were among the views which formed the basis for the debate. In his influential article from 1990 The Performance Measurement Manifesto Eccles argued in favour of companies being managed according to a more balanced set of details. By balanced details Eccles means both financial details and non-financial details, as well as details pointing forward and retrospective details.

The positioning perspective is the starting point for the Balanced Scorecard strategy understanding. The theory is that only a few key strategies, referred to as positions in the market place, are advisable in any given industry. The theory is that it is possible to defend the market position against existing and future competitors and that a unique position in the specific market place ensures the highest possible return. The strategic context is the market place which is characterized by finances and competition. The attractiveness of the particular market place is a decisive factor for the choice of position.

This e-book
is made with
SetaPDF



SETASIGN

PDF components for PHP developers

www.setasign.com



The strategic process forming the basis for the BSC theories is characterized by the fact that it is a deliberate process where a generic strategy is designed based on analytic calculation, and the purpose of which is to position the company in the market place. Thus the specific strategic process in connection with Balanced Scorecard passes four phases:

1. The management specifies the financial aims to be achieved, and the market segments to approach
2. The aims are to be achieved through customer satisfaction
3. Customer satisfaction is achieved through the “right” generic value chain model
4. To maintain the right generic value chain model in the future, goals for learning and growth must be defined.

The strategy contents are about choosing a position in the market. The process controlling persons are the top management having the role as designers of the value chain processes. A positioning approach is therefore a distinct outside-in view where the market conditions decide the strategy and thus the structure, the processes and the resources of the particular organization. The strategy which the management conveys to the organization is thus a report on the future profitability profile and market position of the company. The management is obliged to communicate the replies to the following questions to the rest of the organization: “Where is our future market position?” and “How can we compete?”

4.3.2 Managerial challenges

As described in the above sections the Balanced Scorecard is the strategic management tools to implement the strategy of the company, and the point of departure is that the performance level of the company is controlled by four different perspectives which are assumed to inter-relate in the shape of the causal relations. Therefore it is assumed that these four perspectives are based on the strategy of the company. It is obvious to ask the following questions:

Do causal relations exist?

The chain of causal relations assumed to explain the connection between the competences of the employees, through the business model and the financial result of the company, the BSC model calls a strategy map. However, the question is whether the asserted causal relation between the chosen key indicators and the financial results actually exists in the real world?

Are the casual relations linear?

A correct identification of the correlations is vital for the identification of the correct actions. As an example, the correlations between an increased customer satisfaction and customer profitability are hardly linear. Undoubtedly it might be more profitable to use resources on changing a customer satisfied on the average into an extremely satisfied customer than using the resources on the customers who are already extremely satisfied. Thus the correlation is decreasing. Due to the underlying theory that BSC helps to create focus on the right performance measuring seen in relation to the perspective of the company, it would be obvious to ask as follows:

What happens to elements which are not measured?

“What gets measured gets done” is a widespread quote in the management discussions. This is obvious, also seen in the light that many companies connect rewarding systems to achieved results. However, if management focus points only in one direction it goes without saying that other elements will be given a low priority, which might have serious consequences. Therefore it is important constantly to consider whether the measured elements bring the company closer to the actual goal.

4.3.3 Strategy maps

The strategy map process is based on the overall goals and ideologies, and it aims at operationalizing the ambitious ideas and making them tangible, and thereby manageable. Therefore the process starts by looking at the vision and mission of the company to form the basis for the strategy map:

1. Define the vision of the company (what will we be achieve?)
2. Evaluate the mission of the company (why are we here?) and account for the core values (what do we believe in?)
3. Work out the strategy of the company (how can we fulfill the vision?)

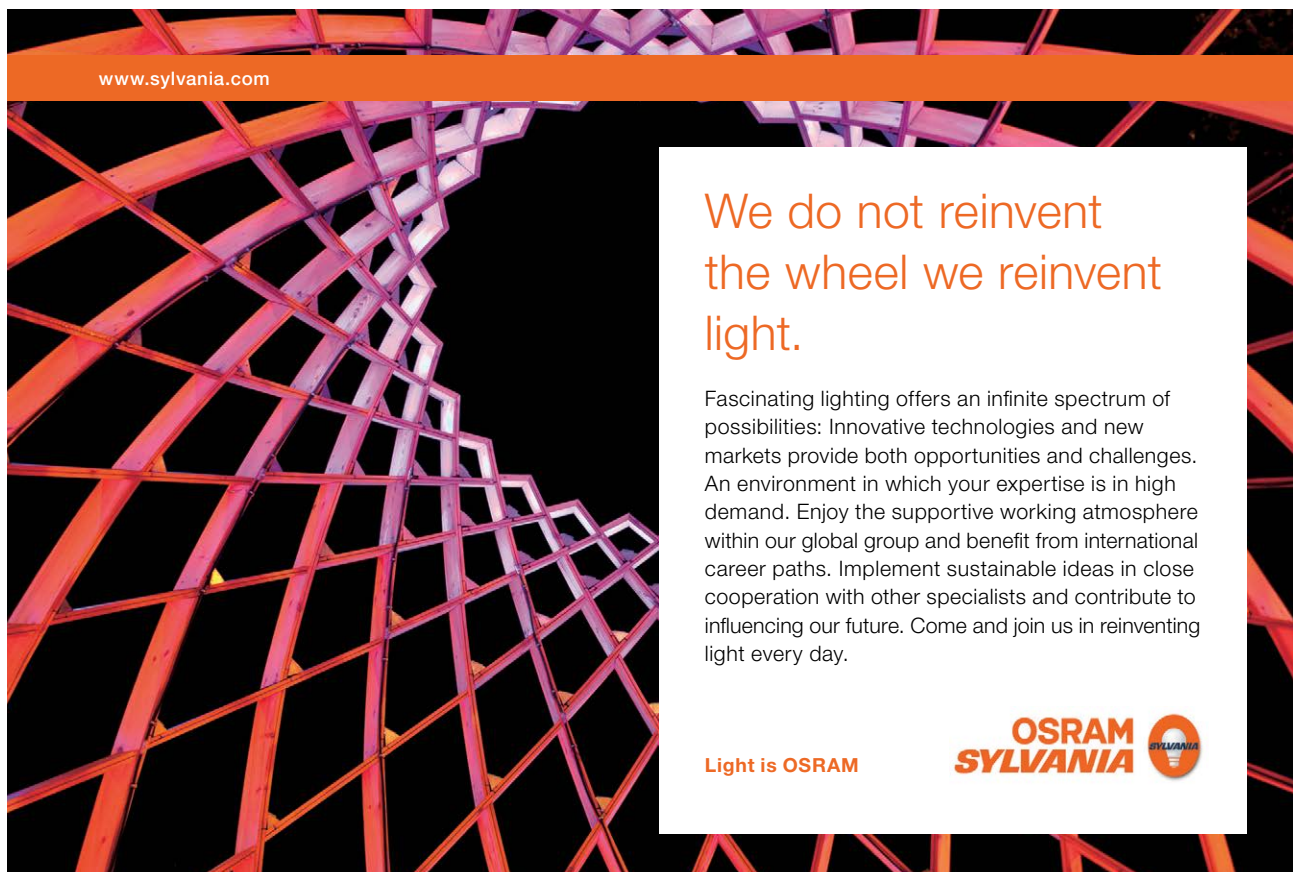
In this way the company can describe, translate and implement the strategy by means of the strategy map in order to identify the measuring of the achievements related to value creation, financial result and management of the company by means of Balanced Scorecard. In the below subsection the strategy mapping is briefly described with regard to the four perspectives in Balanced Scorecard, i.e. the financial perspective, the customer perspective, the internal perspective and the learning and growth perspective.

Thus, the Strategy Map can provide a wide range of information on the implementation of a company's chosen business model. Precisely how much information is provided depends on a number of factors; for example, only information that is relevant to understanding company performance should be reported. It is not intended that the Strategy Map supersedes the existing financial statements, instead it should provide supplementary information that helps stakeholders understand company performance more fully. Likewise, the Strategy Map is not intended to reveal an enterprise's most vital commercial secrets.

4.4 Intellectual capital statements

Intellectual capital reporting was developed to respond to criticisms of a mismatch between the market value of companies and their financial statements. While some contributors sought to put financial values on intangible assets, others pursued a scorecard/index-based approach to intellectual capital values, of which there are now several alternatives: The Skandia Navigator (Edvinsson, 1997), the Intangible Assets Monitor (Sveiby, 1997) and the Value Chain Scoreboard (Lev, 2001). All three of these reporting frameworks exhibit a number of similarities with the Balanced Scorecard and seek to provide a set of relevant indicators of intellectual capital growth using a combination of financial and non-financial information.

Danish researchers are credited with the initial (DATI, 1999, 2001; Mouritsen *et al.* 2003) and subsequent development (The Meritum Report 2002; Bukh and Johanson, 2003) of the Intellectual Capital Statement (ICS). More recently, principles for the production of ICSs have been proposed in Australia (Boedker, 2005). The main difference between the ICS and the scorecard approach to capital reporting is that the former is based in narrative rather than numerical indicators; advocates of the ICS commend the incorporation of a wide range of qualitative reporting, and often talk in terms of visualising intellectual capital rather reporting on it (Fincham and Roslender 2003). Equally, there is always a place for relevant indicators, confirming the view that the ICS is underpinned by an extensive interpretation of what accounting entails (Mouritsen and Larsen 2005).




www.sylvania.com

We do not reinvent
the wheel we reinvent
light.

Fascinating lighting offers an infinite spectrum of possibilities: Innovative technologies and new markets provide both opportunities and challenges. An environment in which your expertise is in high demand. Enjoy the supportive working atmosphere within our global group and benefit from international career paths. Implement sustainable ideas in close cooperation with other specialists and contribute to influencing our future. Come and join us in reinventing light every day.

Light is OSRAM

OSRAM
SYLVANIA



Its supporters argue that an ICS should communicate a narrative of knowledge resources in a company, the challenges that management face in the process of value creation, the initiatives identified by the company to do so and the resulting performance indicators (Mouritsen *et al.* 2003). The structure of this model is presented in figure 17 below.

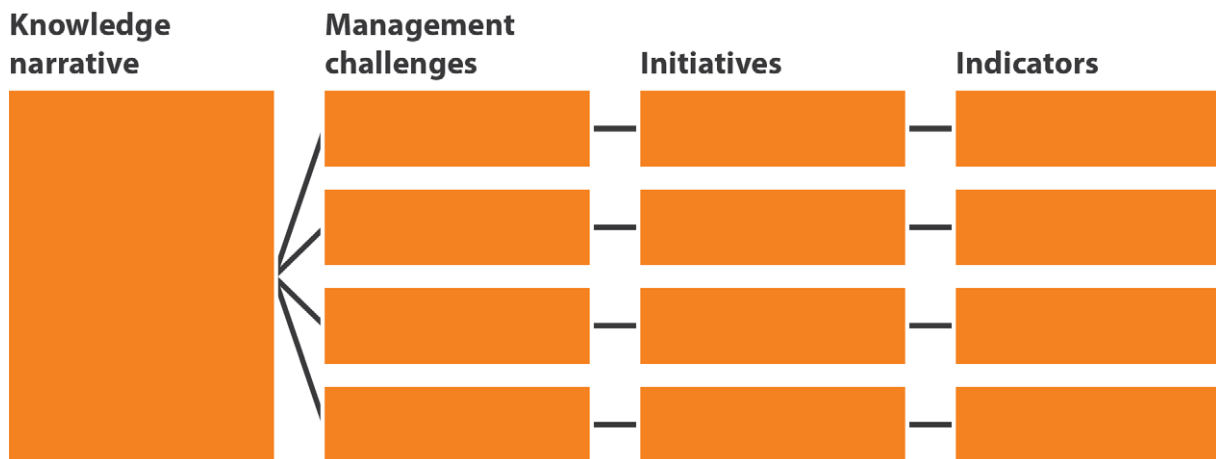


Figure 17: The Danish guideline for intellectual capital statements model (Mouritsen *et al.* 2003: 13)

The knowledge narrative is a story about how the company seeks to create value for its customers through the utilisation of its knowledge resources; it identifies the ambition of the company knowledge management and formulates a strategy for the company know-how in the future. Thus, the knowledge narrative has three elements: (i) how the customer is taken into account by the products or services of the company (the use value); (ii) which knowledge resources (for example, employees, customers, processes and technologies) it must possess to deliver the described use value; and (iii) the particular nature of the product or service in question.

To formulate the knowledge narrative, companies need to provide answers to a number of key questions including: what product or service the company provides; what makes a difference for the customer; what knowledge resources are necessary to be able to supply the product or service; and what is the relationship between value and knowledge resources? The company management challenges are informed by its knowledge narrative and relate to obstacles that the company must overcome to fulfil the ambition that has been set for it. This consideration is also informed by the answers to certain questions including: what are the challenges that the organisation is experiencing; which of the existing knowledge resources of the organization should be strengthened; and what new knowledge resources are required? Together, the knowledge narrative and management challenges contribute to a coherent strategy of knowledge management which results in the identification of a series of initiatives; for example, knowledge containers (such as employees, customers, processes or technologies). Management are required to choose and prioritise these initiatives.

Thus, although the first three elements of an ICS assume a narrative form, they can be supplemented by qualitative information where appropriate (such as illustrations). In the final element, the results of the initiatives are monitored using quantitative indicators, as in scorecard approaches. As ever, the choice of indicators is informed by the information needs believed to be most relevant to users. Already, a number of key indicators have been identified including: staff turnover; job satisfaction; in-service training; turnover analysed by customer; customer satisfaction; precision of supply etc.

Barth *et al.* (2001) argue that traditional financial statements do not represent knowledge resources very well and consequently the Danish initiative was keen to promote ICS as an external reporting mechanism. The audit profession was also encouraged to provide a range of insights on how to make such a reporting framework more credible for external reporting purposes. Experiences from Danish firms issuing ICS (cf. Bukh *et al.* 2001; Mouritsen *et al.* 2001a, 2001b, 2001c, 2002) show that, intellectual capital is not only about knowledge resources in the form of human capital, customer capital, structural capital but also about their complementary attributes; for example, the productivity of one resource may improve by investments in another. It may be that investments in employee development will improve the effectiveness of IT technology, or customer-relations. If this is the case, human capital cannot be separated from organizational capital, or customer capital, and neither is there a causal relationship between them; the overall effectiveness is a collective effect that cannot be explained by the sum of its parts.



Discover the truth at www.deloitte.ca/careers

Deloitte.

© Deloitte & Touche LLP and affiliated entities.



Click on the ad to read more

Hence, ICSs are not to be read simply by analyzing the indicators and imposing an explanatory model to link the elements in a causal relationship (Mouritsen *et al.* 2001c), instead, ICSs comprise of textual representations, pictures and other indicators about the knowledge management activities of the firm. Consequently, there is no specific ways of reading and interpreting IC reports and this makes the comparison of different IC reports very difficult.

4.5 Chesbroughs open business model framework

Chesbrough & Rosenbloom (2002, 5), define the business model as a construct that integrates previous perspectives on business design into a coherent framework that takes technological characteristics and potentials as inputs, and converts them through customers and markets into economic outputs.

The business model is thus conceived as a focusing device that mediates between technology development and economic value creation. They argue that firms need to understand the cognitive role of the business model, in order to commercialize technology in ways that will allow firms to capture value from their technology investments. Chesbrough & Rosenbloom (2002) identify six elements that make up a business model:

1. Articulate the value proposition, that is, the value created for users by the offering based on the technology
2. Identify a market segment, that is, the users to whom the technology is useful and for what purpose
3. Define the structure of the value chain within the firm required to create and distribute the offering
4. Estimate the cost structure and profit potential of producing the offering, given the value proposition and value chain structure chosen
5. Describe the position of the firm within the value network linking suppliers and customers, including identification of potential complementors and competitors
6. Formulate the competitive strategy by which the innovating firm will gain and hold advantage over rivals



Figure 18: The business model mediates between the technical and economic domains (Chesbrough & Rosenbloom 2002)

In his 2006 book Henry Chesbrough coins the term “Open Business Model” which has many similarities to what we call network-based business models in this book (see chapter 5). An open business model uses both internal and external sources to create value and also uses both internal and external sources to capture a piece of that value. Chesbrough argues that having a better business model is much more worth than merely sitting on a better technology. Further enhancing the competitiveness of business models is that they seem harder to imitate. Chesbrough identifies six stages of business model maturity, which are described below.

Stage 1) Undifferentiated business model

The company with an undifferentiated business model is characterized as selling commodities, not being able to differentiate itself, be driven forth by hard work, hustle, and luck. Such companies have difficulties in attracting capital and they are not scalable. Good examples of this according to Chesbrough are most restaurants.

Stage 2) Differentiated business model

The company with a differentiated business model has a performance advantage, but is characterized by being driven forth by ad hoc processes. Thus it is hard to sustain in the long term. Most differentiated businesses are in the words of Chesbrough “one hit wonders”, e.g. most technology startups.

Stage 3) Segmented business model

A company utilizing a segmented business model is able to serve multiple segments, thus generating more profits via a greater volume and lower relative capacity costs. This business model is more sustainable, still it is too internally focused to hit the freeway according to Chesbrough. Good examples of such companies are most industrial firms including one of Chesbrough’s favorite examples, Xerox.

Stage 4) Externally aware business model

The externally aware business model is able to harness external sources of technology to complement those present internally. This gives a greater momentum for the same invested capital as well as the ability to share risks and rewards. This model broadens the potential market to serve, and good examples are the ERP system provider SAP R/3 and most Big Pharma companies.

Stage 5) Integrated business model

In integrated business models, external sources are routinely utilized to fuel the existing business model. Furthermore, unused internal ideas are allowed to flow outside to the business models of other companies, hence the company becomes a systems integrator of internal and external technologies. Examples of such business are Nike and Procter & Gamble.

Stage 6) Platform leadership business model

At the ultimate stage, the platform leadership business model stage, the company now benefits from investments of others in the platform. The company can induce investment through its suppliers, customers, and other third parties. In this ideal stage a complete business ecosystem is created. Here the company must balance value creation with value capture, and be careful that it does not become predatory, as this would destroy the ecosystem. Examples of such companies are Apple, .NET, WebSphere, Dell, and WalMart.

4.6 Business model canvas

Another more recent contribution to the field of business model conceptualization is Osterwalder *et al.*'s Business Model Canvas (2010). Here the value proposition links the infrastructure of the company (down-stream activities and management to execution) with the customer (distribution and after sales relationships). In comparison to Bell *et al.* (1997), Osterwalder and Pigneur (2009) get somewhat closer to the goal of identifying the 'how' of the business model because they place the value proposition at the centre of the model as an aligning feature between infrastructure interrelations such as competences, partner network and value configuration, and customer interrelations such as customer relationships, distribution channel, and target customers.



Figure 19: Business Model Canvas (Osterwalder *et al.* 2010)

The Business Model Canvas is a template from which to discuss the “how’s” and “why’s” of the activities and choices made by a company in order to achieve a sustainable position in their industry. The model does not prescribe any particular starting point for the analysis, or any particular order of discussion. Rather, it prompts the user(s) to focus on natural connectivities between the nine building blocks that make up the model. Osterwalder *et al.* (2010) propose a process of applying the canvas to describe the “as-is” model of the organization, and thereafter to focus on strengths and weaknesses and finally try to narrow down potential “could-be’s” and evaluating this business model innovation in a SWOT-like manner. The outcome of the business modeling process is a clearer understanding of the uniqueness of the company and how it addresses the needs of its target customers.

We recommend the reader to zoom in on www.businessmodelhub.com for discussions on conducting such analyses and workshops and www.businessmodelgeneration.com to do his/her own exploring. A large part of the book and methodology is in fact present for free. For the advanced user the iPad app is a must have gadget. Check also the www.businessmodelyou.com website for a personal development perspective on the canvas.

Sum-up questions for chapter 4

- Compare the underlying theoretical backgrounds of the 6 models presented
- Discuss how the Service-Profit Chain addresses the value proposition of a company
- Relate the process perspective of the Strategic Systems Auditing framework to the process perspective of the Strategy Map
- What are the complementarities between Strategy Maps and Intellectual Capital Statements
- Discuss how Chesbrough’s framework for Open Business Models can be related to the Business Model Canvas

5 Communicating and Reporting on the Business Model

(Written by Christian Nielsen, Professor, Ph.d. and Morten Lund, MA in Business, Ph.d.)

[Please quote this chapter as: Nielsen, C. (2013), Communicating and reporting on the business model, in Nielsen, C. (Ed.) *The Basics of Business Models*, Vol. 1, No. 1. Copenhagen: BookBoon.com/Ventus Publishing Aps]

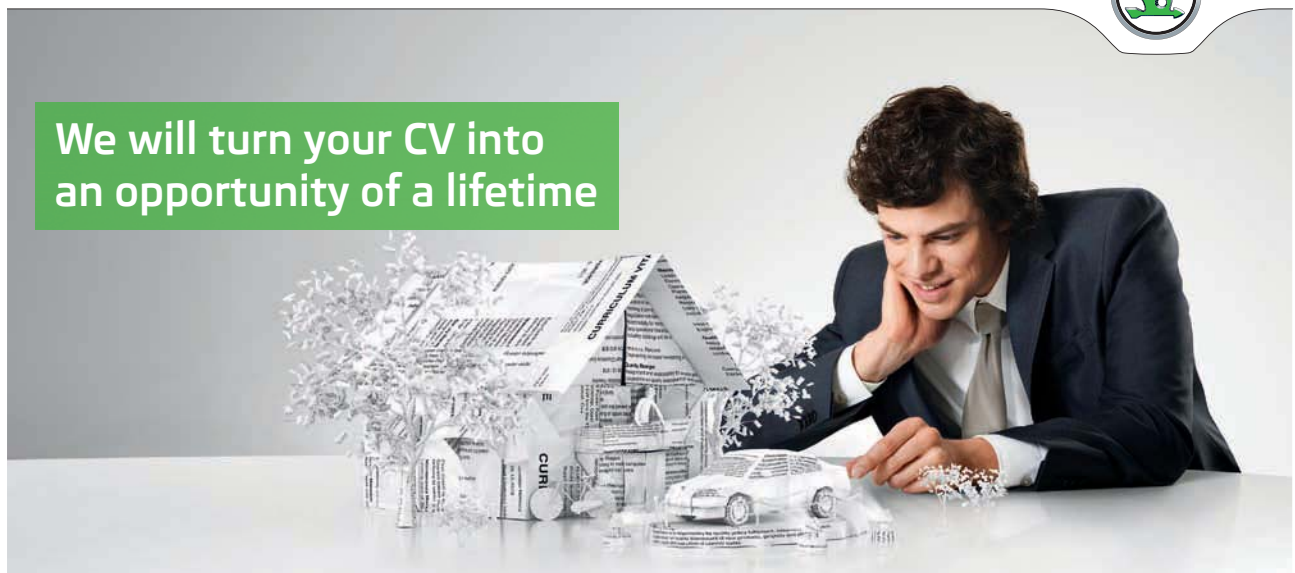
The problem – as well as the prospect – with business models is that they are concerned with being different; as business in general thrives on some sort of unique selling point. So the bundle of indicators on value creation, business models, strategy, intellectual capital, and so on, which will be relevant to analyze or communicate about will differ from firm to firm.

SIMPLY CLEVER

ŠKODA



We will turn your CV into an opportunity of a lifetime



Do you like cars? Would you like to be a part of a successful brand? We will appreciate and reward both your enthusiasm and talent. Send us your CV. You will be surprised where it can take you.

Send us your CV on
www.employerforlife.com



Click on the ad to read more

Therefore, this chapter focuses on the business model as the integrating concept for reporting and analysis of strategic types of information on e.g. management strategies, critical success factors, risk factors and value drivers. Disclosure of information on these aspects, has in recent years gained importance, and several reports (Blair & Wallman 2001, Eustace 2001, Upton 2001, Zambon 2003, WBCSD 2003) and researchers (Lev 2000, 2001; Beattie & Pratt 2002) have argued that the demand for external communication of new types of value drivers is increasing as companies increasingly base their competitive strengths and thus the value of the company on know-how, patents, skilled employees and other intangibles.

Actually, the supply of information on the value creating processes and value drivers in companies is also increasing in various reporting media such as annual reports, IPO prospectuses (Bukh *et al.* 2005) and analyst reports. However, some firms, especially in the Nordic countries, have started developing Intellectual Capital (IC) reports that communicate how knowledge resources are managed in the firms within a strategic framework, and new models for reporting on stakeholder value creation and Corporate Social Responsibility (CSR) are emerging and gaining momentum even in finance circles.

Most literature on new reporting models and disclosure in general suggests that key value drivers that are strategically important should form the basis for the disclosure of information and therefore also the dialogue with the investment community, like e.g. financial analysts institutional investors, venture capitalists and news media. Traditionally, a major part of the fundamental analysis and financial analysis of a firm is a comparison with the performance of other firms and similar key ratios or non-financial information from firms in the so-called peer-group. This is, for example, typically used when financial ratios are computed and compared across firms, or when specific value drivers within an industry as when Revenue Passenger Miles, Available Seat Kilometres and Passenger Load factors are compared within the airlines industry or Combined-ratios are compared within the insurance industry.

Strategy, on the other hand, at least competitive strategy in Porter's sense, "is about being different", which means "deliberately choosing a different set of activities to deliver a unique mix of value" (Porter 1996). Thus, the bundle of indicators or value drivers that would be relevant for disclosure are likely to differ among firms, and they can be expected to be difficult for analysts and investors to interpret, unless they are inserted in the strategic context that determined their relevance.

A business model is concerned with the value proposition of the company, but it is not the value proposition alone as it in itself is supported by a number of parameters and characteristics. The question is here: how is the strategy and value proposition of the company balanced?? Conceptualizing the business model is therefore concerned with identifying this platform, while analyzing it is concerned with gaining an understanding of precisely which levers of control are apt to deliver the value proposition of the company. Finally, communicating the business model is concerned with identifying the most important performance measures, both absolute and relative measures, and relating them to the overall value creation story.

The point of departure for some suggestions in relation to voluntary reporting and management commentary is to illustrate the flows of value creation by linking indicators to strategy and supporting an understanding of them by providing a context giving narrative (Nielsen *et al.* 2009). Mouritsen & Larsen (2005) label this a process of “entangling” the indicators, arguing that individual pieces of information and measurements by themselves can be difficult to relate to any conception of value creation. As such, this “flow” approach is concerned with identifying which knowledge resources drive value creation instead of assigning a specific dollar value to those resources (Bukh 2002).

5.1 The demand and supply of value-creation information

The developments of the so-called Business Reporting models are closely connected with the need for greater amounts of information than companies are obliged by law to disclose in their financial statements. Furthermore, recent research shows a rising dissatisfaction with the current reporting and disclosure levels of companies. Sullivan & Sullivan has e.g. stated that the shift in the nature of value creation makes the valuing of knowledge-based companies difficult, because “[t]raditional accounting methods [...] are inadequate for valuing companies whose assets are largely intangible” (2000, 328). Furthermore, both academics, standard setters and professionals alike, express the need for more comprehensive business reporting. There are numerous reasons for this, including aspects such as better compliance between company management and capital market agents’ disclosure perceptions, which can also be termed as a need for a greater focus on user needs, ultimately leading to more accurate valuation and thus a more efficient capital market.

I joined MITAS because
I wanted **real responsibility**

The Graduate Programme
for Engineers and Geoscientists
www.discovermitas.com



Month 16

I was a construction supervisor in the North Sea advising and helping foremen solve problems

Real work
International opportunities
Three work placements





In 2001, Robert Verrecchia conducted an extensive review of research in the disclosure field, dividing the existing research into the three groups: association-based, discretionary-based and efficiency-based disclosure literature. Despite the fact that Verrecchia's point of departure is the examination only of quantitative disclosure models, the field of business reporting with more qualitative oriented reporting models, can be associated with the area of discretionary-based disclosure, which Verrecchia describes in the terms: "The distinguishing feature of work in this category is that it treats disclosure as endogenous by considering managers' and/or incentives of firms to disclose information known to them; typically this is done in the context of a capital market setting in which the market is characterized as (simply) a single, representative consumer of disclosed information" (Verrecchia 2001, 99).

Business reporting being an expansion of the normal and regulated disclosures of the companies can be viewed as a public information channel. The need for additional reporting is seen as a result of the need for greater focus on user needs (AICPA 1994, Jonas & Young 1998). In the light of this, the focus on the development of reporting practices can be connected with the fact that investors are more interested in raw accounting data rather than processed data obtained through for example analysts (Barker 1998).

The results from Vivien Beattie's (1999) report, "Business reporting: The inevitable change", indicated already in 1999 an increasing attention towards non-financial information, even though this information still is weighed lower among analysts, investors and banks than traditional financial information. In general, companies, investors and analysts are becoming more aware of information about factors that are not reflected in the financial statements, although traditional financial information still is considered most important. In return, the respondents seem to be demanding more information about risk factors and reliable information about the management's qualities, expertise, experiences and integrity. This is evident in many recent Corporate Governance codes of conduct worldwide and in can be seen to some extent as a reaction to the financial crisis beginning in 2008. This kind of information is seen as a relevant and critical success factor for the ability of an organization to create value. This could be interpreted as a need for the type of information contained in intellectual capital statements and other new reporting models.

Various studies of investors and analysts' request for information indicate a substantial difference between the type of information found in the annual company reports and the type of information demanded by the capital market (Eccles *et al.* 2001; Eccles & Mavrinac 1995, Beattie & Pratt 2001). As the nature of value creation has changed from physical buildings and plants and equipment to patents, skilled employees and strategic relationships, directing more attention towards the relevance of disclosing information regarding the knowledge resources of a company. This information gap could therefore be due to an increased request for more non-financial information, i.e. company strategy and competencies, the ability to motivate staff, increase customer satisfaction etc.

There seems to be evidence suggesting that the stated information gap in effect finds its origins in a lack of understanding and proper communication between company management and the capital market and also that the capital market actually does value long-term strategic planning. This indicates that we might need to turn our focus on establishing a common understanding between company management and the capital market participants on the strategic intent of the company in order to solve this understanding gap. Maybe the answer to this lies in creating a common understanding of performance value drivers by reporting on the value creation process through a mutual business model understanding.

In the light of the tech-stock crash of 2000, it became evident that merely operating with a certain business model no longer is enough to please investors. Henceforth, profit generation was also required. Many efforts to support sufficient reporting on the value creation processes and business models of companies have been made. Examples of such business reporting models are: Value Reporting (Eccles *et al.* 2001), The Value Chain Scoreboard (Lev 2001), and the Intangibles Asset Monitor (Sveiby 1997).

In relation to the effect of non-accounting information on investment decisions, an experiment carried out by Catusus & Gröjer (2003) concludes that the possibility of creating reliable data about intangibles makes accounting for intangibles meaningful for credit decisions, and Solomon *et al.* (2000) illustrate that increased risk reporting is in the interest of the capital market, because it is helpful to portfolio investment decisions. Other studies conducted by Previt *et al.* (1994) and Galbraith & Merrill (2001) show that information on strategy and management experience is also incorporated into investment decisions, although it is important to take a critical stance towards non-accounting disclosure by questioning the reliability of voluntary information disclosed by managers.

From a likewise critical perspective, there are also signs pointing in the opposite direction, i.e. that the capital market is still not interested in non-accounting information. Johanson (2003) finds that capital market actors seem to be ambivalent towards information about certain indicators on intellectual capital, while other authors suggest that this may be because of the capital market agents' inability to understand how such factors affect value creation, including their own value creation chain (Holland & Johanson 2003), or that their inability to incorporate such types of soft information lies in the cultural aspects of the capital markets.

Still, the main opposing stance can be summarized in the words of Fenigstein (2003): "The value of any business stems from its ability to generate cash." It could very well be a problem that the capital market agents simply do not understand non-accounting information sufficiently. Garcia-Ayuso suggests that companies too are responsible for such a lack of comprehension and states that "managers must use a language that financial analysts and investors are able to understand. They have to provide explanations of the value creation process in the firm and make clear links between intangible investments and future value creation" (2003, 64).

5.2 The business model and business reporting

The point of departure for many of the recent developments in voluntary reporting, especially the so-called narrative models, is to illustrate the flows of value creation by linking indicators to strategy and supporting an understanding of them by providing a context giving narrative (Nielsen, Roslender & Bukh 2009). Mouritsen and Larsen (2005) label this a process of “entangling” the indicators, arguing that individual pieces of information and measurements by themselves can be difficult to relate to any conception of value creation. As such, this “flow” approach is concerned with identifying which knowledge resources drive value creation instead of assigning a specific dollar value to those resources.

Hägglund (2001) and Mouritsen *et al.* (2001) accentuate that the understanding of the value creation of the firm would be facilitated if companies disclosed their value drivers as an integral part of the strategy disclosure in the management review. Further, this communication would be even more effective if the framework for disclosure was based on a common understanding of the value drivers of the company (Bukh & Johanson 2003, Osterwalder 2004). Along these lines the business model may possibly enable the creation of a comprehensive and more correct set of non-financial value drivers of the company, thereby constituting a useful reference model for disclosure.

ie business school

#1 EUROPEAN BUSINESS SCHOOL
FINANCIAL TIMES 2013

#gobeyond

MASTER IN MANAGEMENT

Because achieving your dreams is your greatest challenge. IE Business School's Master in Management taught in English, Spanish or bilingually, trains young high performance professionals at the beginning of their career through an innovative and stimulating program that will help them reach their full potential.

- Choose your area of specialization.
- Customize your master through the different options offered.
- Global Immersion Weeks in locations such as London, Silicon Valley or Shanghai.

Because you change, we change with you.

www.ie.edu/master-management | mim.admissions@ie.edu |

The problem with trying to visualize the company “business model” is that it very quickly becomes a generic organization diagram illustrating the process of transforming inputs to outputs in a chain-like fashion. The reader is thus more often than not left wondering where the focus is in the organization, and key differentiating aspects of the business model are drowned in attempts to illustrate the whole business. This is why the communicative aspects are so important.

From a narrative perspective, business models can be a support mechanism for projection of the management view to the organization through e.g. storytelling. The organizational narrative is also a kind of abbreviation supporting the ability of remote control, in essence constituting a representation of the business through a description; i.e. a story of how it works (Magretta 2002b) and the relationships in which it is engaged. A business model can therefore be thought of as a comprehensive description of the business system, including how the experiences of creating and delivering value may evolve along with the changing needs and preferences of customers. Such a narrative is an explanation of how the organization intends to implement its value proposition, much like the function of the knowledge narrative of an intellectual capital statement (see chapter 4).

The business model may potentially constitute a platform for the supplementary reporting of the company, for example, concerning strategy, value creation processes, knowledge resources etc. Generally seen, it is about communicating the company strategy, critical success factors, degree of risk, market conditions etc. in such a way that the investors realistically can assess how the company is actually doing and which expectations they may have to the future development. In practice, it has proven fairly difficult to do this in a way which is not too comprehensive and complicated, and which does not in an inappropriate way go too close to information which cannot be published, e.g. for the sake of legal requirements, partners or competitive conditions.

Internationally, several committees, commissions and groups of experts have during the past ten years worked on the development of guidelines and recommendations. For example, Blair & Wallman (2001, 59) have argued that the supplemental reporting from the company should reflect the dynamics which drive the value creation in the company. The communication and reporting from the company should ultimately constitute a representation of the company business model “by describing the relationships among the various input measures and outcome measures, and to link the primary inputs to intermediate inputs and, ultimately, to financial performance and other measures of total value creation” (Blair & Wallman 2001, 43).

In relation to the communication and Investor Relations work done in large publically traded companies, the business model may thus be perceived as a model which helps the company management to communicate and share their understanding of the business logic of the company with external stakeholders. This is often described as “equity story” in finance circles. These stakeholders do not only comprise analysts and investors, but also partners, the society and potential employees. This business model-bound equity story is related to the business-oriented tendencies within corporate branding. The main point here is that corporate branding is about rendering visible the interaction between the company strategy, internal company culture and image. Thus, corporate branding is an interconnected practice for the whole organization and not only an expression of the marketing department perspective. In this way, the notion branding becomes a question of explaining how the company earns money rather than an explanation of responsibility towards internal and external stakeholders.

The idea of equity story communication is thus that the uniqueness of the value creation in the company is taken as the starting point in relation to external parties. Sandberg (2002) formulates this in the following way: “Spell out how your business is different from all the others.” Osterwalder & Pigneur (2003) consider the process which the management is going through in connection with a modelling of the company as an important tool to identify and understand central elements and relations in the business, for example value drivers and other causal relations.

Together with consistency, a firm structure for the communication of information and the very information may help the external stakeholders in the company to understand how new events affect its future prospects. In this way, the company can minimise the spread in the analysts’ estimates which affect the uncertainty about the “real” price determination which, as discussed above, affects the capital costs.

5.3 Good advice on communicating business models

The problem with trying to visualize the company “business model” is that it very quickly becomes an illustration of the processes of transforming inputs to outputs in a value chain-like fashion. The reader is thus more often than not left wondering where the focus is in the organization, and key differentiating aspects of the business model are drowned in attempts to illustrate the whole business. This is why the communicative aspects of focusing the information are so important (Nielsen & Madsen 2009).

At the very core of the business model description should be the connections between the different elements into which we traditionally divide the management review. Companies often report a lot of information about e.g. customer relations, employee competencies, knowledge sharing, innovation and risks, but this information may seem unimportant if the company fails to show how the various elements of the value creation interrelate and which changes we should keep an eye on.

It is crucial for the readers' understanding of the business model that the company presents a coherent picture of the value creation in the company; e.g. by providing an insight into the interrelations that induce value creation in the company. Moreover, the non-financial reporting should follow up on the strategy plans and development in the business model in order to ensure consistency over time. As a business model should not necessarily be understood as a value chain, it should therefore not necessarily be reported as one.

A business model is also a forward-looking statement which goes beyond an identification of the immediate cash flows of the company. In capital market language, one would say: It is a statement on how the company will survive longer than till the end of the budget period. This means that when describing one's business model, it is not enough to talk about the historic development of the company, not even if it includes an account of the company historic value creation, the company concept and how the objectives and strategy have turned out in the company.

Another central tool when describing company history is to support facts by non-financial performance measures. One thing is to state that one's business model is based on mobilizing customer feedback in the innovation process, another thing is to explain by what means this will be done, and even more demanding is proving the effort by indicating: 1) how many resources the company devotes to this effort; 2) how active the company is in this matter, and whether it stays as focused on the matter as initially announced; and 3) whether the effort has had any effect, e.g. on customer satisfaction, innovation output etc. According to Bray (2010, 6) "relevant KPI's measure progress towards the desired strategic outcomes and the performance of the business model. They comprise a balance of financial and non-financial measures across the whole business model. Accordingly, business reporting integrates strategic, financial and non-financial information, is focused on future performance, delivered in real time, and is fit for purpose".

One of the keys to making management commentary matter to the investment community is therefore to emphasize the interconnection between parts of the narrative sections according to the logic of the business model. The next section looks at the differences in focus on the information types that relate to the business model between management commentary and fundamental analysis research.

We need to identify the most important performance measures that relate to the overall value creation story. We want to illustrate the flows of value creation by linking indicators to strategy and by providing a context-giving narrative. Mouritsen & Larsen (2005) call this a process of "entangling" the indicators [although we might call it interlinking and integrating], arguing that individual pieces of information and measurements by themselves can be difficult to relate to any conception of value creation. So we are concerned with identifying the knowledge resources that drive value creation – rather than assigning a monetary value to them.

Sum-up questions for chapter 5

- Discuss why the supply of strategic information might increase demand and vice versa
- What does it mean to entangle indicators?
- Give 3 pieces of good advice on communicating business models



no.1
nine years
in a row

Syden
Stockholm

STUDY AT A TOP RANKED INTERNATIONAL BUSINESS SCHOOL

Reach your full potential at the Stockholm School of Economics, in one of the most innovative cities in the world. The School is ranked by the Financial Times as the number one business school in the Nordic and Baltic countries.

Visit us at www.hhs.se

STOCKHOLM SCHOOL
OF ECONOMICS

6 The Investor Perspective on Business Models

(Written by Christian Nielsen, Professor, PhD)

[Please quote this chapter as: Nielsen, C. (2013), The investor perspective on business models, in Nielsen, C. (Ed.) *The Basics of Business Models*, Vol. 1, No. 1. Copenhagen: BookBoon.com/Ventus Publishing Aps]

Disclosure of information on strategies, business models, critical success factors, risk factors and value drivers in general has gained importance in recent years. Both policy makers and academics have argued that the demand for external communication of new types of value drivers is rising as companies increasingly base their competitive strengths and thus the value of the company on know-how, patents, skilled employees and other intangibles.

In parallel with the focus on disclosure of value drivers, the concept of business models has gained popularity. However, business models in terms of “ways of doing business” have always existed. The business model reflects the way of competing of the specific company, whether it concerns being unique or being the most cost-efficient company in the industry. The supply of information on the value creating processes and value drivers of firms has actually been increasing in various reporting media such as annual reports, IPO prospectuses and the reports of financial analysts. Furthermore, some firms, especially in the Nordic countries, have started developing Intellectual Capital (IC) reports that communicate how knowledge resources are managed in the firms within a strategic framework, and new models for reporting on stakeholder value creation and CSR are gradually emerging. Despite this, an explicit recognition of value creation as a central part of a business model is generally lacking in this literature.

It is also noticeable that even though disclosure of information from companies has been increasing, there are no clear signs that the particular information demands of investors and analysts have been met. The paradox is therefore that while there are well-developed arguments for disclosure and evidence indicates that companies are disclosing more and more information, there are also indications that disclosure quality is insufficient at the present. This leads us to consider whether we are facing a reporting gap, or rather an understanding gap. This is where the business model can be applied.

There is a multitude of evidence that the nature of the business environment is changing. Among the factors that drive this development are the globalization of markets, greater mobility of the workforce as well as monetary and physical goods and the application of information technology and technology in general. As the above factors and greater integration of capital markets cause changes in the nature of value creation, and new competitive elements gain importance, new types of disclosure and reporting that are argued to be so vital for conveying transparent pictures of the corporate well-being are unfortunately not without problems, as these types of information are somewhat more complex than traditional financial information.

It could very well be a problem that the capital market agents simply do not understand non-accounting information. Perhaps business models enable the creation of a comprehensive and more correct set of non-financial value drivers of the company and are therefore a useful reference model for disclosure. In the near future, western-society citizens will be questioning not just the future of the financial sector of the western world, but also the sustainability of the industrialized western society as a whole.

On the one hand, pressure from under-burdened western society taxpayers (voters) who crave an average working week of 35–37 hours and retirement 40-50 years prior to their death will be on the rise. On the other hand, eager hardworking Asian and Indian consumers with surprisingly well-educated workforces will lead us to be questioning our chances of economic survival in a truly globalized world all throughout 2012.

One possible answer to this problem is that western societies to a greater extent need to rely on human capital in the quest for private sector value creation, innovation and competitiveness. However, human capital will not make the difference alone. Only when complemented by triple-helix based innovation structures, creativity and unique business models that commercialize innovation and human capital will this be an avenue to future sustainability.

It is in this connection that the financial sector needs to start understanding new types of business models and hence also new types of information. Environmental, Social and Governance (ESG) information is a good example. It is today solely used by the buy- and sell-side in ex post audit society screening manner. We need to ambitiously pursue ex ante screening as a first step and then quickly move to actual active use of ESG information and information pertaining to sources of value creation in investment decisions. We should be hoping to see the first modules on analyzing business models and ESG information on post-graduate, MBA and CFA levels soon. At least for the sake of sustaining western society as we know it, we hope so!

6.1 Information needs of investors and analysts

While disclosure of information has been increasing, there are no clear signs that investors and analysts' demand for information has been met. Eccles *et al.* (2001, 189) conclude that managers “genuinely believe they try hard to give the market the information it wants. But most analysts and investors believe managers could try harder”. Literature is abundant with well-developed arguments for better disclosure, and empirical studies document that improved disclosure is related to e.g. increased analyst interest in the firm, lower cost-of-capital and decreased bid-ask spreads.

Back in the 1990s various studies of investors and analysts' request for information indicated a substantial difference between the type of information found in company annual reports and the type of information demanded by the market, and more recent studies show only limited improvements with respect to disclosure practises in the firms.



#1
in eco-friendly
attitude

**STUDY AT
LINKÖPING UNIVERSITY, SWEDEN**
RANKED AMONG TOP 50 UNIVERSITIES UNDER 50

Interested in Strategy and Management in International Organisations? Kick-start your career with a master's degree from Linköping University, Sweden.

→ **Click here!**

 **Linköping University**

Companies have clearly become aware of the importance of managing their external communication systematically, and the importance of investor relations is increasing. Also, investors and analysts are becoming more aware of the importance of factors not included in the financial statement, although traditional financial information is still considered to be of greatest importance. The general tendency emerging both from surveys of information needs and normative reports is that the capital market actors request more reliable information on e.g. managerial qualities, expertise, experience and integrity, customer relations and personnel competencies since these factors are considered important for the ability of the company to generate value.

Much of this information is, however, too complicated to summarise e.g. in annual reports. Furthermore, experiences from the management literature with respect to new strategic reporting models as for instance the balanced scorecard approach or intellectual capital reports show that it is just as complicated for management to define what factors are actually the few most important drivers of future performance, as it is for external stakeholders to understand such information when it is disclosed.

Related to this a recent report (KPMG 2003) based on answers from a sample of non-executive directors in the U.K indicated that while 94% of the respondents considered themselves to have considerable knowledge of financial performance measures, only 60% considered themselves sufficiently knowledgeable with regard to non-financial measures such as critical success factors, strategy etc.

Major questions regarding how this information should be defined, how it should be structured, and how it should be communicated to the market still remain. Furthermore, from the perspective of the capital market, similar questions arise:

- How should the information be used?
- How can it be trusted?
- How should it supplement traditional financial information?
- What overall framework can support the evaluation of the firm's strategy?

6.2 Background on the market for information

According to Ball (1996, 11), the theory of efficient markets is an imperfect and limited way of viewing capital markets as the prescriptive theories of finance on which the Efficient Markets Hypothesis is based, widely ignores the human nature of the participants that constitute the capital market and especially the three groups of opinion-formers:

- Company management
- Sell-side analysts
- The fund management function

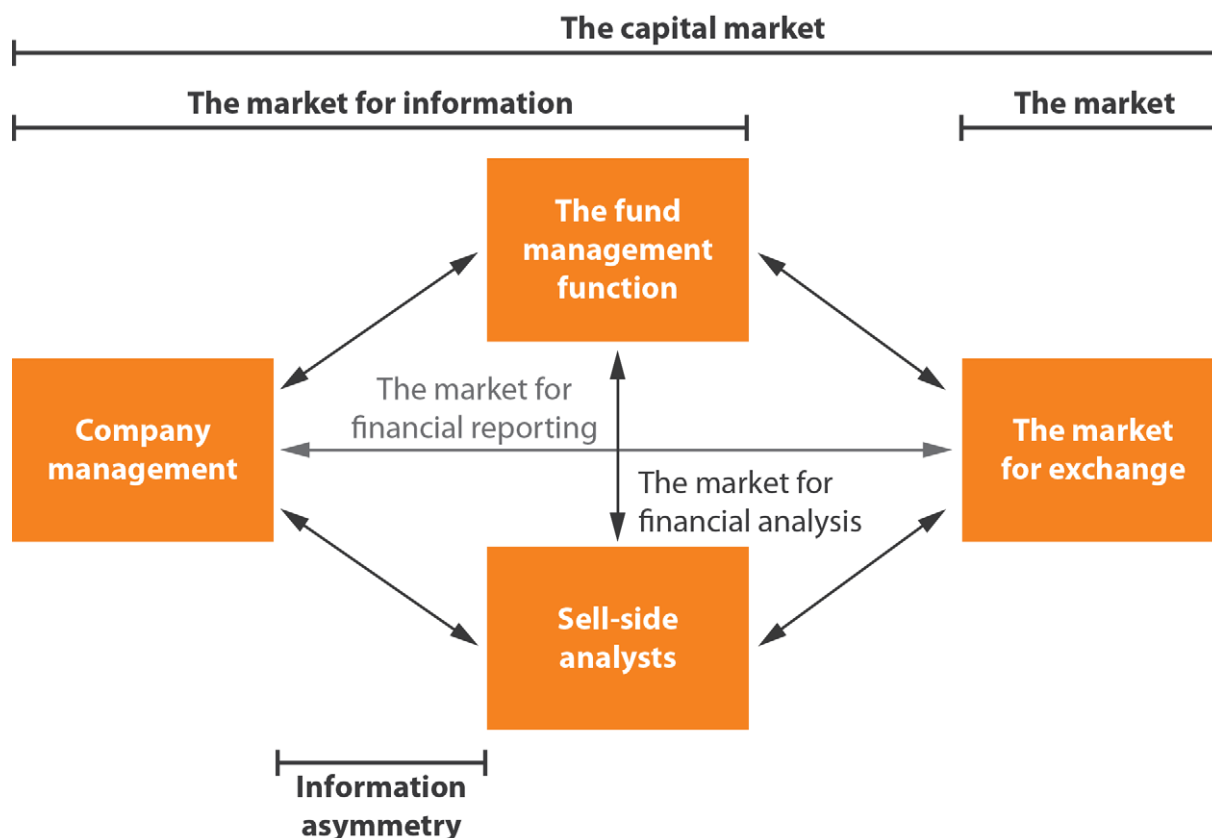


Figure 20: The market for information

In order to understand the functioning of the capital market correctly, we must make a distinction between the market for exchange and the market for information (see figure 20). This distinction was first introduced by Gonedes (1976), who argued that many of the assertions of traditional finance theory were misleading, because they did not deal with the relevant part of the capital market, i.e. the market for information. By relevant, Gonedes (1976) meant those groups of actors that were the major opinion-makers with respect to valuation, and he, furthermore, argued that “failure to explicitly consider the market for information may induce unwarranted inferences about the capital market” (1976, 628).

Barker (1997), depicting the relationships between companies, analysts and fund managers, argues that there are two ‘information markets’ co-existing in the market for information, namely the market for financial reporting and the market for financial analysis. In his subsequent study, Barker (1998) concludes that the market for financial reporting is of considerably greater importance than the market for financial analysis. With respect to the market for financial reporting, other disclosures from the company than merely the annual report must also be considered, e.g. press releases, earnings announcements and conference calls. The market for corporate disclosure might therefore be a better description. The market for financial analysis can be perceived almost as an intermediary function, however not neglecting that investors too receive information directly from the company itself.

Barker (1998) analyzes the economic incentives with respect to information flows between these actors, arguing that these incentives must in some manner also reflect the tasks carried out. Barker (1998, 16) finds similar economic incentives between management and fund managers, “both having a similar time horizon on a benchmark of relative share price performance, and both take great care to avoid negative surprises”. Barker also concludes that because of the economic incentives connected with the turnover-based commission income of the analysts, the analysts in contrast favour share price volatility rather than stability (Barker 1998, 16). Despite the fact that fund managers consider financial reporting and formal meetings with company management more important than the analysts, their role in the market for information is seen as a “news agency and a source of valuation benchmarks” (Barker 1998, 16).

Holland & Johanson (2003) problematize the abilities of the market for information participants to incorporate new types of information on e.g. intellectual capital and the value creation process of companies into valuations. They argue that because the fund management and analyst functions have difficulties understanding even their own value creation process and intellectual capital, then how can they be expected to understand those of the companies they are analyzing and investing in (Holland & Johanson 2003)? Furthermore, Holland & Johanson (2003) argue that ambivalence towards using new types of information is attributable to the institutionalized nature and culture of these actors. This is accentuated by Ikäheimo (1996, 30), who argues that “[t]he value of a share is derived from a consensus based on the institutionalized conception of how the value of the company should be perceived”.



“I studied English for 16 years but...
...I finally learned to speak it in just six lessons”
Jane, Chinese architect

ENGLISH OUT THERE

Click to hear me talking before and after my unique course download

The statements above bring relish to a dilemma and unexplored avenue in relation to the decision-making of the market for information participants. To minimize uncertainty and risks in investments, market for information participants and other actors in the capital market wish to base their decisions on full information, i.e. from a rational, consequential set. However, as indicated above, they do not understand new types of information otherwise regarded as highly value relevant. Therefore, although they want their decisions to look consequential, they are in fact characterized by the logic of appropriateness. Furthermore, as practices and rules-of-thumb to incorporate and understand new types of information are not presently institutionalized, the market for information participants face grave difficulties when packing and unpacking such disclosures.

Holland has conducted a number of studies in relation to the market for information participants and the dissemination of voluntary information between them. Holland (1998) concludes that private information disclosed to institutional shareholders is a significant part of a larger corporate decision concerning public versus private voluntary disclosure. Furthermore, Holland & Doran (1998) have examined financial institutions' application of private information channels, finding that these invested much time and effort in cultivating relationships in order to gain an information edge over the market.

In a later study, Holland (2002a) has found that the limitations of finance theory and the limitations of corporate disclosures and other public domain information sources cause uncertainty in stock selection and in asset allocation decisions for fund managers. Finally, Holland (2004) argues that the fundamental mosaic is the cornerstone of communication between the 'market for information's' participants. According to Holland (2004, 67), the fundamental mosaic: "provides a coherent means to tie together this information in a broader picture and to assess the impact on corporate valuations and it provides a means to check corporate promises against reality".

In 2009 John Holland refines his thoughts on the mosaic of information even further in his paper "Looking behind the veil": invisible corporate intangibles, stories, structure and the contextual information content of disclosure. Here he depicts three archetypes of value creation processes used for telling the business model story, namely 1) hierarchical (from top management), 2) horizontal (operational value creation), and 3) network (or alliances and strategic partnerships).

Holland explains: "The hierarchical aspect of the corporate value creation story concerned common structures and categories of strategic drivers across companies. The hierarchical narrative concerned the story of the board, its directors, and board committees as the primary internal corporate governance mechanisms. This narrative explained how the board chose top-management and incentives schemes, how top-management in turn developed and implemented a coherent strategy and how this was monitored by the board.... The hierarchical narrative revealed top-down drivers of the value creation process. These primary drivers included top management qualities, coherence and credibility of strategy, management remuneration schemes, and corporate performance systems based on shareholder value."

Further, Holland writes that: “Each case company also articulated a concept or idea of its ‘horizontal’ or operational value creation process consisting of input sourcing decisions, transformation decisions and processes, and output decisions. This value creation process was normally conducted at middle management and employee operational levels. It was often the critical part of the corporate value creation story showing how a case company differentiated its economic transformation processes from those of its competitors in the same sector.... The network value creation narrative sought to explain how the company sought to create many shared knowledge intensive competences at the boundary of the company. This normally involved the sharing both of tangible and intangible value drivers via supply, production and marketing alliances at various points in the corporate horizontal value creation process. It often involved sharing of unique or otherwise unobtainable intangibles.”

Finally, Holland concludes that the business model narrative, or strategic story, normally connected many of the key elements in the value creation process. This was communicated externally to investors via a narrative connecting hierarchical, horizontal, and network value creation processes and the concept of an intangible, and its relative ranking, was given additional meaning by being placed and linked within the larger value creation story during the private question and answer sessions. This provided evidence and gave credibility to both the story and the relative ranking of the unobservable intangible factor. The combination of the narrative about the three value creation processes, the use of benchmark indicators or measures, their placing and linking within the story, all helped case companies provide the required ‘full story’ or ‘big picture’ to investors.

6.3 Gaining a competitive edge in the market for information

There is an intricate and rather delicate relationship between analysts, investors and management, which at the same time is located in an extremely competitive context (Fogarty & Rogers 2005). It is an environment of secrecy amongst the competing analysts, who all seek to gain some sort of competitive advantage in relation to their peers. The notion of having been or being able to gain a competitive edge over the market can mean a variety of things. For the financial analyst, there are basically three ways to do this; it can e.g. pertain to having information that others do not have access to, having a unique perspective, or simply to having better analytical skills.

Firstly, possessing a piece of information about a firm that none of the competitors have, is an obvious competitive advantage. As there are strict rules and regulations with respect to having price sensitive insider information, this sort of competitive edge is typically mobilized through expert contacts, e.g. specialists in the specific field of a specific company or through collaboration across offices within the larger investment banks. In this manner, having an information edge is more likely to mean having a more detailed account of existing information, rather than new information that nobody else has.

In this respect, having a good relationship with company management teams and investor relations departments is a key to gaining a competitive edge, as more details on specific elements of the firm (Barker 1998, 16) or e.g. an alternative management perspective on a piece of information might be shared through private dialogue. According to Francis & Philbrick (1993), the analyst relies on his relationships with corporate executives for information and analysis that is not widely disseminated. Such relationships, which may be conducted through visits to corporate headquarters, telephone calls with senior executives, or in group settings, are crucial to the analyst in establishing his claim to expertise (Philips & Zuckerman 2001, 393), i.e. competitive edge.

Also in relation to new information, the ability to be quicker to the market than competitors with newly disclosed information, e.g. in connection with earnings announcements, is another important competitive advantage. Typically, trading is stopped for 2 minutes around an earnings announcement. Within this interval the analyst must download and skim the report and be able to point out the direction in comparison to previous expectations to the sales-desk. For some analysts this is a crucial part of their job, while others do not see their value adding tasks in this situation. With respect to analyzing the company, having a competitive edge can either come through being the fastest, e.g. in connection with earnings announcements, or having the best analytical capabilities.

Excellent Economics and Business programmes at:



university of
 groningen




“The perfect start
 of a successful,
 international career.”

CLICK HERE
 to discover why both socially
 and academically the University
 of Groningen is one of the best
 places for a student to be

www.rug.nl/feb/education

A key competitive edge, an analytical edge, is being the best at interpreting existing information. Frankel *et al.* (2002) find that analyst research helps prices reflect information about a security's fundamentals. This indicates that while the analysts' role may restrict itself to merely pre-announcing earnings numbers in connection with annual earnings announcements etc., their real value-adding activities relate to the more fundamental research and understanding of the company value creation logic, strategy etc.

Typically, the analysts create informativeness in comparison to the fund managers themselves and thus justify their existence by specializing by industry (Al-Debie & Walker 1999, 262) and by utilizing synergies between research functions within the investment bank. In relation to this, Desai, Liang & Singh (2000) find that stocks recommended by analysts following a single industry outperform those recommended by analysts following multiple industries. Hence, also the precision of their forecasts, which is a key point on which they are evaluated by investors, is a competitive edge.

Analysts seem to have their *raison d'être* where complexity is greatest. However, there is also evidence that even analysts have difficulties in making forecasts in certain situations, e.g. where knowledge-resources constitute a major part of the company value (Lee 2001), difficulties that could pertain to the inadequate applicability of conventional measurement and valuation approaches for such purposes (Lee 2001, Garcia-Ayuso 2003). Plumlee (2003) finds that information complexity imposes sufficient costs even on expert users and reduces their use hereof. Therefore, analysts' abilities to incorporate complex information in their analyses are a decreasing function of complexity and information processing costs. For instance, Bukh (2003, 53) argues that disclosing intellectual capital indicators without disclosing the business model that explains their interconnectedness leaves the analysts to do all the interpretation; something which they are not capable of. Garcia-Ayuso (2003, pp. 60–61) questions the credibility of analyst recommendations in this light, vindicating for a bounded rationality perspective on analysts' cognitive abilities.

Investors and companies rank analysts differently, and even though some analysts are not the most accurate, they can still have the highest rating because their competitive edge comes from their ability to provide e.g. a new perspective on the firm (Beunza & Garud 2004, 14). Therefore, having a perspective edge, also termed 'a unique case', is a source of competitive edge. Beunza & Garud (2004) conceive analysts as makers of calculative frames. Analysts calculate, but they do so within a framework. According to Beunza & Garud (2004), analysts may appear to conform, but they also deviate from the pack to generate original perspectives on the value of a security, and, occasionally, displace prevailing frames.


The analysts rely on the factors mentioned above to gain an advantageous standing in the eyes of the investors, who then, in turn, trade through the analysts' investment banks and furthermore participate in rating the analysts among one another (Phillips & Zuckerman 2001). Typically, analyst ratings are a proxy for how much of their trading volume the investors will place at the respective investment banks, and as trading volume is what pays for the analyst services provided, the analysts live and die by their rating; hence the degree of competitiveness between analysts. Because analysts are dependent upon their customers, the investors, for their survival, it is appropriate to consider analyst reports as proxies for investors' information demands.

From the analyst point of view, indicators disclosed in the annual report or in a supplementary report only constitute one part, maybe even an inferior part, of the information needed to make recommendations to clients, because they are in a privileged position to "get more information – and sooner – than all except the very largest investors" (Eccles *et al.* 2001, 274). It might be that the information has value relevance, but the analysts have already a much more detailed understanding about e.g. the research and development activities, than that which can be gained from reading about the aggregated research and development expenses.

Taking the above description of the different angles towards gaining competitive advantage as the point of departure, let us briefly reflect upon how different 'types' of analysts position themselves accordingly within the market for financial analysis. Analysts are not a homogenous group of people (cf. Day 1986), although it has been suggested that their behaviour and understanding of social norms are indeed extremely similar (cf. Norberg 2001, Holland & Johanson 2003). In the following, let us distinguish between two types of analysts, namely the small cluster and the large cluster analysts, where cluster refers to the amount of companies they actively follow on a daily basis. The large cluster analysts typically focus on 10–20 different companies, whereas the small cluster analysts concentrate on 4–8 companies.

There are large discrepancies between their job descriptions, i.e. their client contact activities, and also with respect to the customer segments that they serve, i.e. private or institutional investors. Generally, the large cluster analysts have more and smaller clients, while the small cluster analysts generally serve fewer and larger institutional clients. Also, the large cluster analysts have a closer connection with the traders of their respective investment banks – some of them even taking orders from clients.

These differences also have an effect on the type and detail of the research that they conduct and the thoroughness of the analyst reports in which they disseminate their results. Like with the analysts, there are also two types of analyst reports; the scheduled or earnings analyst report, and the fundamental analyst report, where fundamental analysis can be described as determining the value of corporate securities by a careful examination of key value drivers such as earnings, risk, growth and competitive position (Lev & Thiagarajan 1993, 190). Not all analysts conduct the so-called fundamental analyses, as it is not a part of their job descriptions. This typically relates to the type of analyst in question. This will be discussed further in connection with evidence provided in the empirical analysis below. As this paper focuses on gaining knowledge about how corporate reporting can be enhanced by investigating the types of information analysts consider important in their fundamental research, the point of departure for the empirical analysis will be fundamental analyst reports.



In the past four years we have drilled

89,000 km

That's more than **twice** around the world.

Who are we?
We are the world's largest oilfield services company¹. Working globally—often in remote and challenging locations—we invent, design, engineer, and apply technology to help our customers find and produce oil and gas safely.

Who are we looking for?
Every year, we need thousands of graduates to begin dynamic careers in the following domains:

- Engineering, Research and Operations
- Geoscience and Petrotechnical
- Commercial and Business

What will you be?

careers.slb.com

Schlumberger

¹Based on Fortune 500 ranking 2011. Copyright © 2015 Schlumberger. All rights reserved.



Studying financial data in relation to analysts' decision-making processes, Gniewosz (1990, 227) finds that the annual report is still considered the most important source of information (see also Brown 1997), although it is seen as having mainly a confirmatory function, rather than a primary information function, and a disciplinary effect on other corporate disclosure media (Christensen 2003). A number of studies have likewise examined the analysts' decision-making processes (cf. Schipper 1991) e.g. in connection with screening of prospective investments (Bouwman *et al.* 1987; Bouwman *et al.* 1995). A number of different foci have been uncovered, for example how analysts' decisions are products of group environments (Francis & Philbrick 1993), the identification of the most widely used valuation practices among analysts (Block 1999, 91; Plenborg 2002), and the uncovering of the various stages in the valuation process (Gniewosz 1990, Mouritsen *et al.* 2002a).

There seems to be some evidence pointing towards a context-specific use of valuation metrics. It has been indicated that fundamental strategic analysis is more appropriate for valuing younger firms but also more specifically new ventures, while the more capital-based valuation metrics, such as discounted cash-flow and Price/Earnings, are more aptly applied to mature firms.

Confirming the greater difficulties of valuing relatively new investment objects (the capital market's version of the company), be they companies, new ventures or spin-off projects, and also investment objects characterized by consisting to a great extent of intangible assets, Mouritsen *et al.* (2002a) depict a seven-stage model whereby the valuation process of such "businesses" can take place. In relation to this challenge, Hägglund (2001) describes more closely how investors and analysts work together in this process. Hägglund's research, focusing on the conceptualization of the company rather than its value, illustrates the complexity of the flow of funds to companies through the capital market and that the process also encompasses social and behavioural aspects.

Luehrman (1997) states that traditional valuation approaches may have become obsolete in the light of the recent changes in the nature of value creation from tangible to being predominately intangible of nature. However, the market for information participants still need relevant information in order to enable correct and accurate valuations of the firms, i.e. to get as close to intrinsic value as possible. On the basis of these facts, Mouritsen *et al.* (2001) suggest that three different types of capital must be evaluated in order to get a correct picture of the value of the company. These are social capital, financial capital and "wise" capital, the latter including factors such as strategic knowledge and knowledge on organization and control.

6.4 Information trigger-points for investors

Events that cause significant movements in the stock price are called triggers. The term trigger is used in relation to initiating research and valuation of the company. Applying analyst terminology, trigger points are typically fundamental changes that alter the value of the company, e.g. changes to growth and value drivers or changes in the macroeconomic environment. In a sense, triggers represent possibilities for earnings surprises.

Possible triggers, points for stock price movement, and fundamental analysis could be (this is not necessarily an exhaustive list):

- The announcement of mergers & acquisitions
- Spin-off of existing operations into a new entity
- Entering into new geographical markets with existing product-base
- Introduction of new products to existing markets
- Significant cost-cutting initiations
- Change of strategic focus, e.g. from being low-cost producer to producing high quality products
- Changes in the top management team
- Announcement of passed stage gates in the R&D pipeline for future products
- Announcement of significant collaborative agreements in the value chain

Triggers such as those listed above do not represent information that can be put directly into an applied technical valuation model. Rather they represent key points in relation to the actors' fundamental mosaic. The perception of company value is determined by the realization of strategic options and future strategic choices made by company management. In this respect, e.g. quality of management, track record, strategic focus etc. become crucial for estimating the future performance of the company. The mosaic is a part of this understanding of how the fundamentals of the company will perform beyond the reach of certain cash flow estimates. Therefore, unpacking the black-box of the capital market actors' fundamental mosaic and its relationship to stock price is an important aspect to investigate.

The fundamental mosaic is the image of the company which each market for information participant has. Skubic & McGoun (2000, 17) suggest that communication of the corporate 'image', i.e. the fundamental mosaic, is necessary to attract attention to the company, i.e. increase analyst following (Wyatt & Wong 2002), enhance the credibility of disclosures, and facilitate the market for information participants' interpretation, because investment decisions are based on images rather than propositions. In essence, Skubic & McGoun (2000) here argue that a consequential understanding of the company is not what actually takes place. Rather, an appropriate representation of the company, like in the concept of business models is the basis for conceptualization and communication.

6.5 Analysts as infomediaries

The analysts, serving as information intermediaries between companies and investors, take multiple sources of information into account in their recommendations (Barron *et al.* 2002). This means that the analysts' reports, recommendations, and analyses are a separate 'secondary' source of information for the fund management function (Caramanolis-Cötelli *et al.* 1999; Holland & Johansen 2003, 467), and the analysts themselves act as sparring partners for the investors. Research confirms that investors react to e.g. financial analysts' research reports (Hirst, Koonce & Simko 1995), and also brokerage analysts' recommendations have investment value (Womack 1996), although Krishnan & Booker (2002) only find analyst recommendations to reduce investors' disposition errors in cases where they are supported by additional information in the form of a report.

There has been a lot of talk in recent years of the need to promote greater transparency in the communication from companies to the capital markets. Transparency is in the eyes of the beholder and is not equivalent to information availability or an objective condition to which organizations need to adapt. Therefore transparency is an outcome of internal and external stakeholders', i.e. company management and capital market agents, agreements on which information should be disclosed, i.e. a common conceptualization of the company business model.



American online
LIGS University
is currently enrolling in the
Interactive Online **BBA, MBA, MSc,**
DBA and PhD programs:

- ▶ enroll **by September 30th, 2014** and
- ▶ **save up to 16%** on the tuition!
- ▶ pay in 10 installments / 2 years
- ▶ Interactive **Online education**
- ▶ visit www.ligsuniversity.com to find out more!

Note: LIGS University is not accredited by any nationally recognized accrediting agency listed by the US Secretary of Education. More info [here](#).



Communication is often associated with information, the rationale being that a demand for more or better communication simply means more information. In the light of bounded rationality this becomes a problem, as external audiences have both limited access to information and limited information processing capacity. Equating communication to information is like presuming that messages are simply transferred from a sender to a receiver in accordance with the intentions of the former.

Communication between company management and analysts and investors can take place through a number of different information channels. Such disclosures can be conveyed through e.g. analyst meetings or open and closed conference calls. Private channels are found to be an important medium for disclosing supplementary information about the company. Research confirms that the financial report still is the most important information source to users of company reporting, regardless of their status as professional or private users.

Lee & Tweedie's twin studies (1977, 1981) examined first the private investors' and secondly the institutional investors' perceptions of the usefulness of the corporate report. They argue that even though there seems to be information symmetry between the investor groups, meaning that private investors get the same information as the large institutional investors, there is to a great extent an understanding asymmetry. They imply that financial statements are far too complex for ordinary investors to understand them (Lee & Tweedie 1977, 27).

6.6 Translated to the real world context this means...

In the above sections we have reviewed a lot of literature on the roles of the actors in the market for information and the information needs of these people. Below we will translate this into some pragmatic advice for students, young entrepreneurs and small companies wishing to enhance their communication with the financial sector in general.

It may seem as if there is a world of difference between the needs and desires of well-paid financial analysts and institutional investors in well-established capital markets with billion-USD turnovers and the young entrepreneur starting his own company, and looking for a few lousy bucks to sustain his ideas for another 6-12 months. Yes there is in some sense a world of difference, but the decision-makers are much the same, and their line of thinking is exactly the same.

For small-company investors (SC investors), whether they are business angels, pre-seed funders, seed capital providers, venture capitalists, private equity funds or other, investing is about taking a risk and being rewarded for this. Here information plays a key role, as information minimizes the perceived risk of making an investment. Transparency reduces uncertainty in the sense of providing a foundation for predicting future profits. However, information can of course create uncertainty, even if it is "good" information. For example if the information gives rise to several possible scenarios for the company.

Generally speaking, the role of the business model is in discussing and visualizing the ambitions of the company, e.g. is it a strong proposition, what are the scaling possibilities, can the company go global?

6.6.1 What does the small-company investor look for?

A SC-investor typically goes through an initial screening process of the companies that wish to engage in an investment partnership or sale. This initial screening process is sometimes quite rigorous, in other instances it is a question of assessing whether the SC-investor has knowledge of the proposed business area and competences to lift the business to another level, or whether they believe in the market the business is trying to address.

Surviving the initial screening typically means getting to present the company to the SC-investor board. Here one may typically expect a 30 minute session in front of the board where you should be talking for approximately 15–17 minutes and leave room for questions afterwards. In reality, the entrepreneur, or should we call him capital-seeker, needs to deliver his punch lines within the first 2 minutes. There exist numerous guides on which “business plan” information the entrepreneur should submit to SC-investors. The suggestion here is to construct 2 documents: 1) A report in a text format, and 2) A power-point presentation. Both could/should apply the following structure:



.....Alcatel-Lucent 

www.alcatel-lucent.com/careers

What if you could build your future and create the future?

One generation's transformation is the next's status quo. In the near future, people may soon think it's strange that devices ever had to be "plugged in." To obtain that status, there needs to be "The Shift".



Click on the ad to read more

Front page	Including company name and contact information
Executive summary	<ul style="list-style-type: none"> » A teaser summing the key points of the presentation » Which market is being addressed and how? » Market growth scenarios, quantified » Which user needs are being addressed? » What is the value of meeting these needs seen from the user? » How does your product/service meet these needs? » How much capital is needed? » When will we see a ROI? » What is the exit-plan?
The management team	<ul style="list-style-type: none"> » Who is involved and what are their competences? » What are the teams management skills? » What is the track record of this management team?
The Business model	<ul style="list-style-type: none"> » Which value creation proposition are we trying to sell to our customers and the users of our products? » Which connections are we trying to optimize through the value creation of the company? » Are there any critical connections between the different phases of value creation undertaken? » Describe the activities set in motion in order to develop the company » Enlighten these activities through relevant performance measures » Which resources, systems and competences must be attained in order to be able to mobilize our strategy? » What do we do in relation to ensuring access to and developing the necessary competences? » Can we measure the effects of our striving to become better, more innovative or more efficient, other than the bottom line?
Market analysis	<ul style="list-style-type: none"> » A precise description of the market » What is the size of the market? » Market growth scenarios, quantified » What drives this market and what is the elasticity on it? » Which customer segments exist and how are they addressed (differently)? » Documentation!
Competitor analysis	<ul style="list-style-type: none"> » Who are the key competitors? » Describe the competitors you are going head to head with » Do a SWOT analysis on these » In which way is the product/service of the company unique in comparison to major competitors? » What are the key competitors' product/market strategies?
Product description	<ul style="list-style-type: none"> » Describe the product so that its properties are understandable to anyone
Patents	<ul style="list-style-type: none"> » Are there any patents, patents pending or patenting possibilities? » What is the patenting strategy?
Go-to-market strategy	<ul style="list-style-type: none"> » Describe how the product will be launched to the market? » Which distribution channels will be used? » Are there any bottlenecks or initial investments? » Who are the key decision makers to address?
Risks	<ul style="list-style-type: none"> » Which risks can undermine the success of the chosen business model? » What can we do to control and minimize these?

Front page	Including company name and contact information
Key economic ratios	<ul style="list-style-type: none"> » Forecast expected revenues and costs » Be explicit about the prerequisites for these forecasts » Indicate the sensitivities of these prerequisites » Give a base case, best case and worst case scenario
The investor role and exit-plan	<ul style="list-style-type: none"> » Which role do you expect the SC-investor to play in your company? » Which competences and network do you wish to gain access to from your SC-investor? » How do you see the SC-investor filling out this role? » Which ownership balance do you see? » When do you expect an exit and to which kind of investor? » What is your expected exit-price at this point in time?
Milestones	<ul style="list-style-type: none"> » Describe milestones that the company has already reached, like e.g. proof of concept, previous investments » Describe future milestones for the company and which impact they will have
Company description	<ul style="list-style-type: none"> » Provide a brief description of the company, including history, vision, mission and strategy » Domicile » Communication and organization » Describe key IT systems in place » Describe the management control system

Table 3: SC-investor screening

The structure outlined above follows most suggestions and guidelines in this field, but distinguishes itself by being more explicit about the business model. Ideally, the business model should play a larger and more central role in this process, but we do not feel that the SC-investor community is ready yet. They need time to understand the concept properly and therefore they still rely on a traditional business plan, sensitivity analysis and SWOT analysis structure.

6.6.2 The 60 second elevator-pitch

When you have prepared your investor pitch according to the structure in section 6.6.1, you should also work on delivering your “Elevator Pitch”. The “Elevator Pitch” must be landed in under 60 seconds and it must answer the following six questions:

1. What is your product or service? Briefly describe what you sell. Do not go into excruciating details.
2. Who is your market? Briefly discuss to whom you are selling the product or services. What industry is it? How large of a market do they represent?
3. What is your revenue model? More simply, how do you expect to make money?
4. Who is behind the company? “Bet on the jockey, not the horse” is a familiar saying among Investors. Tell them a little about you and your team’s background and achievements. If you have a strong advisory board, tell them who they are and what they have accomplished.

5. Who are your competitors? Don't have any? Think again. Briefly discuss who they are and what they have accomplished. Successful competition is an advantage—they are proof your business model and/or concept work.
6. What is your competitive advantage? Simply being in an industry with successful competitors is not enough. You need to effectively communicate how your company is different and why you have an advantage over the competitors. A better distribution channel? Key partners? Proprietary technology?

6.6.3 Looking out for global scalability

In reality, SC-investors are looking for companies that can position themselves for growth, because growth sells further up the investor-value chain. A recent comparative study on the Polish and Danish SC-investor community conducted under the auspices of the Center for Research Excellence in Business models, it is found that a further dimension to the framework in section 6.6.1 should be added, namely that of assessing the “Born global ability” of the company. Fejfer finds six aspects that must be considered in assessing the born global ability of a new venture:

1. Level of global orientation
2. Existence of global competitive edge(s)
3. Level of business model scalability
4. Managerial competences
5. Strong networking competences
6. Strong learning capabilities

Sum-up questions for chapter 6

- Discuss differences in information needs concerning business models between investors and analysts
- Explain how the various actors in the market for information are interested in business models and how this interest may differentiate between them
- How can business models relate to gaining a competitive edge in the market for information?
- Can changes in the business model be a trigger point?
- Which role can the business model potentially play for the analyst in his/her infomediary role?
- Discuss how the small-company investor can use the business model for his investment decision?
- Make your own elevator-pitch for a company of your choice
- Why is global scalability so interesting for an investor and how can our knowledge of business models enhance the effect of this?

7 Analyzing Business Models

(Written by Christian Nielsen, Professor, PhD)

[Please quote this chapter as: Nielsen, C. (2013), Analyzing business models, in Nielsen, C. (Ed.) *The Basics of Business Models*, Vol. 1, No. 1. Copenhagen: BookBoon.com/Ventus Publishing Aps]

New types of disclosure and reporting are argued to be vital in order to convey a transparent picture of the true state of the company. However, they are unfortunately not without problems as these types of information are somewhat more complex than the information provided in the traditional financial statement. Plumlee (2003) finds for instance that such information imposes significant costs on even expert users such as analysts and fund managers and reduces their use of it. Analysts' ability to incorporate complex information in their analyses is a decreasing function of its complexity, because the costs of processing and analyzing it exceed the benefits indicating bounded rationality. Hutton (2002) concludes that the analyst community's inability to raise important questions on quality of management and the viability of its business model inevitably led to the Enron debacle.



Join the best at
the Maastricht University
School of Business and
Economics!

Top master's programmes

- 33rd place Financial Times worldwide ranking: MSc International Business
- 1st place: MSc International Business
- 1st place: MSc Financial Economics
- 2nd place: MSc Management of Learning
- 2nd place: MSc Economics
- 2nd place: MSc Econometrics and Operations Research
- 2nd place: MSc Global Supply Chain Management and Change

Sources: Keuzegids Master ranking 2013; Elsevier 'Beste Studies' ranking 2012; Financial Times Global Masters in Management ranking 2012

Maastricht University is the best specialist university in the Netherlands (Elsevier)

Visit us and find out why we are the best!
Master's Open Day: 22 February 2014

www.mastersopenday.nl



Click on the ad to read more

There seems to be evidence of the fact that all types of corporate stakeholders from management to employees, owners, the media and politicians have grave difficulties in interpreting new forms of reporting. One hypothesis could be that if managements' own understanding of value creation is disclosed to the other stakeholders in a form that corresponds to the stakeholders understanding, then disclosure and interpretation of key performance indicators will also be facilitated.

If firms report key performance indicators singularly i.e. out of context, or similar information without disclosing the business model that explains the interconnectedness of the indicators and why the bundle of indicators is relevant for understanding precisely the strategy for value creation in the specific firm, this interpretation must be done by the analysts. Currently, there exists limited insight into how this interpretation is conducted.

Hägglund (2001), studied the conceptualization of investment objects, and found that capital market agents' predictions of a company's operations are made in three steps.

1. They create a detailed description of the present situation
2. Short horizons are applied in order to reduce risk in the predictions
3. They construct scenarios that make it possible to categorize new events as they happen

It is a general conclusion that an understanding of the value creation in a firm would be better facilitated if companies disclosed their value drivers as an integral part of strategy disclosure. Further, this communication would be even more effective if the framework for disclosure was based on a common understanding of the value drivers in the company. Several authors suggest that business models can enable the creation of a comprehensive and more correct set of non-financial value drivers of the company, thereby constituting a useful reference model for disclosure.

From an accounting point of view, improved disclosure is more or less about determining the types of information that most significantly explains market value, in order that these numbers can be disclosed and fed into the decision making process, maybe even capitalized, but at least used for benchmarking purposes.

It is, however, questionable whether this would improve anything. The analysts and professional investors already have deep insight into a lot of details, and the most important information is likely to be related to the specific strategies of the firms and hence difficult to compare and interpret unless it is disclosed as an integral part of a framework that explains how value is created.

Since understanding value configurations and customer value creation is more of interest from a strategy point of view, a possible reconciliation of the reporting-understanding gap could for the firm be to disclose its business model, i.e. the story that explains how the enterprise works, who the customer is, what the customer values – and based on this – how the firm is supposed to make money. Exactly how this disclosure should be reported is not easy to say, but it is one of the issues that will be addressed in later phases of this research project.

In the section above, it is evident that a business model potentially consists of the interaction between many different parameters of the organization. Some unique business models thus involve extremely complex interdependencies, whereas, in other cases, it can be extremely simple to understand the specifics of a business model. An example of a company where a complex set of interdependencies create a unique business model is the Danish medico-technology company, Coloplast.

For Coloplast the platform for a long-term sustainable business rests on the interaction between the ability to integrate the ideas and requests of the decision-making nurse-groups into product development without renouncing the product quality perceptions of end-users. Measuring the performance and development of these interdependencies is extremely complex. An example of a business model easy to understand is that of Ryanair: “a ticket includes no service whatsoever. If you require any extras or have physical handicaps, then remember your credit card”.

The notion put forth here is that if it is difficult for the company to conceptualize the business model, then it may be even more difficult for external parties to analyse and understand it. At present there exists basically no literature on the aspects of analyzing business models. However, several management and performance measurement models can be mobilized to some extent in the understanding of business model performance. Below, four perspectives of analysis are identified, each with differing ambitions and therefore also with different theoretical underpinnings, namely: processes, causality, quality and competences.

It is widely accepted that intellectual capital, strategy and other drivers of value creation constitute strategically important elements for the future profitability and survival of companies. Many firms already disclose much supplementary information in their management commentary regarding strategy, market competition, technological developments and products in the pipeline. Also, in the Nordic countries and more recently in a number of other European countries, companies have been experimenting with disclosing such voluntary and forward-looking disclosures through intellectual capital statements.

The problem – as well as the prospect – with strategy is that it is about being different. Hence, the bundle of indicators on strategy, intellectual capital etc. that will be relevant to disclose will differ among firms. For such information to make any sense at all, it should be communicated in the strategic context of the firm as this would show its relevance in relation to the value creation process in the company. In other words, it does not make sense to insert such information into a standardized accounting regime.

The SSA framework applies a risk-based perspective on value creation and combines the analysis of strategic and business related processes with risks and risk-controls to the identification of key performance indicators (KPI's). Thus, the process analysis template of the SSA framework helps the analyst to conceive how the underlying aspects of performance are related to each other via a risk-based approach.

The Balanced Scorecard's strategy map analysis is another methodology that helps to integrate KPI's and illustrates their interconnectedness. The Balanced Scorecard takes its point of departure in a cause-and-effect approach on competitive strategy. The strategy map methodology helps the analyst to link KPI's through the four perspectives of the Balanced Scorecard. The Business Excellence model is a quality-based perspective to identifying KPI's. Unlike the Balanced Scorecard, the Business Excellence model does not assume causal links, but rather a milder form of relatedness between measures.



> Apply now

REDEFINE YOUR FUTURE
**AXA GLOBAL GRADUATE
PROGRAM 2015**

redefining / standards 

agence.cdg. © Photomostop

In the section below, a fourth model for the analysis of performance measures is applied. It is a model developed for the analysis of the intellectual capital value proposition by Mouritsen *et al.* (2003). In its original presentation, the model was proposed to help create a set of rules for the analysis of intellectual capital statements that allowed the reader to appreciate the content of an intellectual statement in such a way that he or she could make an independent judgment of it. Later, it has been proven applicable to the analysis of many types of strategy-related disclosures, including voluntary CSR-reports, IPO prospectuses as well as the management review sections of traditional financial reports.

7.1 The analytical guideline

The idea of the analytical guideline was to develop analytical rules for voluntary information which paralleled the analytical concerns of the financial statement. According to Bukh *et al.* (2005) insight into financial assets could be translated to insight into the constellation of knowledge and value creation resources; insight about investments could be translated into insight about upgrading competences and resources; and finally, insight into performance could be translated into insight about the effects of knowledge, innovation and strategic choices.

The information ‘input’ for the analytical model can be derived from the information channels of the company which is to be analyzed; e.g. from the annual report, corporate website, management interviews or reports of financial analysts. In the case where an annual report is the supplier of information, the input thus becomes the specific indicators representing value creation, management challenges and the activities that the company performs.

The indicators are disentangled from the text of the annual report through the analytical model that organises the indicators according to three general problematisations of the firm (similar to the problematisations of the financial statement): What is the composition of value creation resources (what is the composition of assets)? What are the activities made to upgrade competences and resources (which investments are made in the firm)? What are the effects of knowledge, innovation and strategic choices (what is profitability)? These questions are concerned with the assessment of the firm’s business model.

Knowledge resources	Evaluation criteria	Effects	Activities	Resources
		What happens	What is done	What is created
Employees		- - -	- - -	- - -
Customers		- - -	- - -	- - -
Processes		- - -	- - -	- - -
Technologies		- - -	- - -	- - -

Figure 21: The analytical model (Mouritsen *et al.* 2003b)

Unlike an accounting system, the analysis model is *not* an input/output-model. There is no perception that any causal links between actions exist to develop employees and the effect in that area – e.g. increased employee satisfaction. The effect of such an action may appear as a customer effect: The employee becomes more qualified and capable of serving the customers better. The task of the analysis is thus to explain these ‘many-to-many relations’ in the model. The classification itself does not explain the relations, just as increased expenses for R&D alone do not lead to increased turnover in the financial accounting system.


From Bukh *et al.* (2005) the assessment criteria of the analysis model based on indicators attached to the three main questions of the analysis are illustrated:

Resource indicators concern the portfolio of the resources in the company, i.e. the stock and composition of the company resources within the areas of employees, customers, processes and technologies, and illustrate a starting point from which action can be taken. The indicators deal with relatively stable units such as e.g. ‘a customer’, ‘an employee’, ‘a computer’, ‘a process’ etc. They answer questions such as ‘how many?’ and ‘which share?’ and thus illustrate how big, how varied, how complex and how correlated the resources are. The managerial actions related to these resources are portfolio decisions; i.e. decisions on how many of the different types of knowledge resources the company wants.

Activity indicators describe the company activities to upgrade its resources; i.e. activities initiated to upgrade, strengthen or develop its resource portfolio. The indicators illustrate the direction in which the organization is working and help to answer the question ‘What is being done?’; e.g. what does the company do to develop and improve its knowledge resources through e.g. continuing education, investments in processes, activities to educate or attract customers, presentations etc. The attached management actions are thus upgrading activities.

Effect indicators reflect the consequences or the total effects of the company development and use of resources. As with an accounting system, the model only shows the effects; it does not seek to explain from where they arise. The analyst may seek such explanations on the basis of the model, but not within the model itself. These indicators help us to establish whether we are arriving where we expected to.

Thus, when analyzing the interrelations of the business model it is possible to apply the ideas of a strategic narrative. Like all other stories, this narrative has a beginning, an action and an ending. So does the strategic narrative. It has resources, activities and effects. Together with an understanding of the company strategy and the key management challenges facing the executive management, it is possible to mobilize the questions of analysis illustrated above to identify the key indicators of the business model. Evaluating the business model can therefore be done in a series of steps.



Empowering People. Improving Business.

BI Norwegian Business School is one of Europe's largest business schools welcoming more than 20,000 students. Our programmes provide a stimulating and multi-cultural learning environment with an international outlook ultimately providing students with professional skills to meet the increasing needs of businesses.

BI offers four different two-year, full-time Master of Science (MSc) programmes that are taught entirely in English and have been designed to provide professional skills to meet the increasing need of businesses. The MSc programmes provide a stimulating and multi-cultural learning environment to give you the best platform to launch into your career.

- MSc in Business
- MSc in Financial Economics
- MSc in Strategic Marketing Management
- MSc in Leadership and Organisational Psychology

BI NORWEGIAN BUSINESS SCHOOL

EFMD
EQUIS
ACCREDITED

www.bi.edu/master



A first step could be to evaluate the identified indicators in a scorecard-like fashion in relation to a set of expected targets for each indicator. Thereafter the indicators can be evaluated in the analysis model by asking which indicators affect each other. This analysis can be completed by asking whether some of the 12 boxes have missing indicators. Together with the indicators at hand, management should ask themselves how they fit into the story of what the company does and how it is unique. In this manner, management is gradually moving closer to its business model narrative supported by performance measures. In order to assess if the composition, structure and use of the company resources are appropriate, it is necessary to consider the development of the indicators over time, and finally the company may pursue relative and absolute measures for benchmarking across time and across competitors.

7.2 The process of evaluating business models

While evaluating the return on investment of a new machine, a new product line or entering a new market can be difficult enough, evaluating the potential return of investment in a new business model is even more complex. Problems of understanding, evaluating and valuing business models derive from:

- Lack of standardization, and thus comparability of the information
- Lack of time to analyze the information
- Lack of frames from which to analyze the information
- Lack of interest in these types of information
- Lack of correct form on which the information is conveyed

Plumlee (2003) finds that the complexity of information imposes sufficient costs even on expert users such as analysts and institutional investors, who, in turn, reduce their use of such information and this is of course problematic. The SC-investors do not really understand information concerning business models, as it is not something taught in finance at business schools around the world (yet), or, perhaps it is because they cannot be bothered learning it for themselves. Whether these provocative assumptions are correct or not, time will tell. At least we can conclude that business models are not a part of business school curriculum and definitely not a part of the existing institutions of the financial markets!

Transparency, here understood as the goal of communicating about your business model is not necessarily a question of disclosing everything possible. Rather it is about creating an appropriate representation of the company value creation. This raises two key questions:

1. What is appropriate?
2. But what is a representation?

The logic of appropriateness as a basis for making decisions can be elucidated by the following question: “What would a person like me do in a similar situation?” Rather than calculating outcomes, a person is motivated by appropriate behavior, considering which rules apply to a specific situation. Thus a person makes decisions based on his/her identity, values and experience which form a set of rules-of-thumb.

Below we will describe the most important aspects associated with a behavioral perspective on decision-making based on the logic of appropriateness. In general there are two different perspectives of financial theory, prescriptive and descriptive. Prescriptive theories are equivalent to the normative view of financial markets, encompassing theories such as the efficient markets hypothesis etc. Descriptive perspectives include the behavioral approaches to finance theory, also known as behavioral finance.

In essence, the disagreements between these two paradigms of financial theory relate to the inevitable discussion of whether human rationality exists *per se* or whether our cognitive abilities imply that bounded rationality must be the point of departure for such theories. This discussion leads to an account of two different perspectives on human action, namely human action as being based on ‘logic of consequentiality’ and human action as being based on ‘logic of appropriateness’. The behavioral approach to decision-making is concerned with, “explaining how decisions are made in terms of motives, cognitive processes and mental representations” (Ranyard *et al.* 1997, 3).

Representation is essentially modeling, as it concerns creating images of reality. Thus images of the outside world are projected to us through representation (via e.g. some sort of ‘technology’, i.e. a business model or other management technology). Latour (1999) argues that representation becomes reality as it is a construction of objectivity. From his point of view, interaction is the essence of existence. Through interaction, objects become real only when they are able to be circulated.

Latour argues that 3D objects cannot be circulated, only 2D objects can (Latour 1999). In this case representation abbreviates complexity. Mouritsen & Dechow (2001, 358) emphasize this type of reasoning in relation to e.g. competitive advantages and competences, stating that these become ‘facts’ only if their mobilization is successful, mobilization being facilitated precisely through representation.

Cooper (1992) illustrates for us that representation is the transformation of the object – in our case the company – into a new form that produces controllability. Furthermore, influenced by Zuboff (1988), he argues for three underlying themes of representation; these constitute the mechanisms by which representation realizes this economy of mental and physical motion:

1. Remote control
2. Displacement
3. Abbreviation

Through remote control, symbols and other prosthetic devices substitute for direct involvement of the human body and its senses. Remote control thus underlines an economy of convenience by enabling control at a distance. The power of representation is the ability to control an event remotely, and can be described as a form of displacement in which representation is always a substitution for or re-presentation of the event, and never the event itself. The mobility of representation, created through displacement, is central to control (and thereby also to power).

Displacement emerges either as a transformation of the object, or as conceptual or material mobility, e.g. via projection. Displacement denotes mobile and non-localizable associations, while abbreviation makes possible the economy of convenience that underlies representation. Abbreviation, inducing a subset of the original object, is a principle of condensation, which enables ease and accuracy of perception and action. Through abbreviation, representations are made compact, versatile and permutable. Behind every act of representation lies the urge to minimize effort, i.e. the economy of convenience, also denoted as the principle of least effort (Zipf 1949).

When information is placed in the context of representation, it takes on a different meaning as representation is a more fundamental concept simply because information must first be represented in some way. MacKay (1969) supports this perspective in his definition of representation: “By representation is meant any structure (pattern, picture, and model) whether abstract or concrete, of which the features purport to symbolize or correspond in some sense with those of some other structure” (MacKay 1969, 161).

Information is that which contributes to the efficiency of a representation, thus providing advantage or gain. Representation and information are always preoccupied with the struggle for representational and informational gain (Cooper 1992) introducing the notion of decision makers, who change their representation of the problem in order to be able to reach a decision (Crozier & Ranyard 1997, 8). When perceiving business models as simplified versions of reality, representation becomes an abstraction of the business, identifying how that business makes money.

Let's say that SC-investors do not understand information on business models, which may otherwise be regarded as highly value relevant. Therefore, although they want their decisions to look consequential, they are in fact characterized by the logic of appropriateness. Consequentiality is therefore often sought in some sort of quantification or scoring process, where the business model is evaluated and compared to other “business models” on an aggregated level.

One way to improve these methodologies is to contextualize information on the business model in a series of performance evaluation stories. Here one might think of representation as a story, made up of:

1. A beginning
2. Action
3. An ending

All three elements must be present for the story to make sense. This business model narrative then becomes an abbreviation supporting the ability of remote control, in essence constituting a representation of the business through a description; i.e. a story of how it works (Magretta 2002b) and the relationships it is engaged in. A business model can therefore be thought of as a comprehensive description of the business system, including how the experiences of creating and delivering value may evolve along with the changing needs and preferences of customers. Such a narrative is an explanation of how the organization intends to implement its value proposition.

According to Holland (2009) the business model narrative, or strategic story, normally connected many of the key elements in the value creation process. This was communicated externally to investors via a narrative connecting hierarchical, horizontal, and network value creation processes. Holland writes that “Intangibles that were invisible to outside monitors were connected via the story to more visible intangibles and tangibles and to output and performance measures. Track record was then observed (made visible) by regular checks of the story against reality in the form of long-term corporate actions (increased R&D expenditure, new patents, innovation) and financial performance (earnings, EPS, cash flow, and actual growth in these), consistent with the value creation story.

The case companies argued that benchmarked intangibles set within the story were important sources of information. Some intangibles such as the effectiveness of R&D could be inferred from absolute (objective and visible) measures such as the absolute R&D spend, and by the number of observed innovations for this expenditure. These absolute numbers were ranked objectively, by case companies, analysts and FMs (fund managers), against competitors to get a comparative ranking. However, the contribution to value of many knowledge based competences or intangibles was difficult to measure. In these cases the key intangibles critical to a sector could be identified, and their effectiveness could be ranked on the basis of FMs or analysts subjective judgements, relative to competitors or the sector. Examples include the relative quality of top management, or the relative coherence of strategy. This relative, subjective benchmarking was the closest the case companies, analysts and FMs, came to formal or explicit ‘measurement’ of many knowledge intensive competences or intangibles.”

This leads us to some practical implications for companies who wish to engage SC-investors (or other investor types for that matter) in discussing and understanding their business models. Firstly, focus on understanding the connections and the interrelations in the business. The core of a Business Model description is the connections that create value, e.g. between the boxes by which we normally structure the management discussion or the organization diagram. Remember that endless description of customer relations, employee competences, knowledge sharing, innovation and risks are more or less completely uninteresting to an investor. However, the really interesting point is how these different elements interrelate, and which changes and fluctuations that are important to keep an eye on.

How is the chosen Business Model performing can be assessed by analyzing the status on operations, strategy and the activities we initiated in order to have a unique value proposition are performing. Trustworthiness can be established through performance measures relating to the narrative. For instance, the business model narrative could be highlighted with non-financial performance measures.

Remember, that one thing is to state that the business model is based on applying customer feedback in the innovation process, but, it is something else, and more valuable to explain how this is done, i.e. which activities enable this, and what are the outcomes of these activities. Not to mention proving the success of the activities through a number of performance measures which:

- 1) Show how many resources the company is spending on the activity (illustrates the management focus),
- 2) Illustrate the level of activity and whether the company is keeping its promises, and
- 3) Show to which extent the activity has an effect, e.g. on customer satisfaction, R&D output etc.

Need help with your dissertation?

Get in-depth feedback & advice from experts in your topic area. Find out what you can do to improve the quality of your dissertation!

Get Help Now



Go to www.helpmyassignment.co.uk for more info



Helpmyassignment



Click on the ad to read more

Finally, this also enables the company to follow up on previous statements made by management and as such the business model narrative introduces a greater and broader sense of accountability to the organization. This accountability can be further enhanced by using time-series data on the identified performance measures. This would enable the company to depict a story of connections and relations and the investor/analyst to likewise depict his/her own story and discuss its implications with management. Below in figure 22, we use the analytical model to analyzing the business model story of a wind turbine manufacturer.

	Effects	Activities	Resources
Value proposition	Value proposition	Lobbying activities	Brand and customer-base
Target customer	Percentage og TC and growth	Sales- and PR activitites	
Customer relationship	Customer Satisfaction	Developing digitalized CRM	Advanced key-account and online CRM
Value chain architecture	Smoothe construction	Project management	Logistics data
Core competences	R&D effects, new turbines etc.	Teaching use of CRM and digital platform	
Partner network	Higher partner loyalty	Hours spent on experiencesharing	
Financial aspects	Retain gross margins	Work with leasing institutions	Liquidity

Figure 22 illustrates how the implementation of a CRM system in the wind turbine company leads to greater customer satisfaction. It also visualizes a series of key measurement points that could be applied in an early-warning system on how this strategic effort is coming along.

[The ideas put forth in this chapter are primarily based on Mouritsen et al. 2003b, Nielsen 2011a and Nielsen 2011b. For more information and consulting relating to analyzing strategic information such as CSR or ESG type information, contact XeQtive Management Advisory Services via www.xeqtive.com]

Sum-up questions for chapter 7

- Why are analysts prone to not “getting” business models?
- Explain the differences between the three types of indicators
- Explain the steps by which the analytical guideline can be applied to analyzing a business model
- Explain how a business model becomes a representation
- Use the notion of a business model as story telling on an example of your own

An advertisement for SKF. The background is a blue-tinted image of a woman with long dark hair smiling, with a wind turbine visible behind her. The text is white and blue.

Brain power

By 2020, wind could provide one-tenth of our planet's electricity needs. Already today, SKF's innovative know-how is crucial to running a large proportion of the world's wind turbines.

Up to 25 % of the generating costs relate to maintenance. These can be reduced dramatically thanks to our systems for on-line condition monitoring and automatic lubrication. We help make it more economical to create cleaner, cheaper energy out of thin air.

By sharing our experience, expertise, and creativity, industries can boost performance beyond expectations. Therefore we need the best employees who can meet this challenge!

The Power of Knowledge Engineering

Plug into The Power of Knowledge Engineering.
Visit us at www.skf.com/knowledge

SKF

References

- Afuah, A. & C.L. Tucci. 2001. *Internet Business Models and Strategies: Text and Cases*. Boston: McGraw-Hill.
- AICPA. 1994. *Improving Business Reporting – A Customer Focus: Meeting the Information Needs of Investors and Creditors; A Comprehensive Report of the Special Committee on Financial Reporting*. New York: American Institute of Certified Public Accountants.
- Al-Debie, M. & M. Walker. 1999. Fundamental Information Analysis: An extension and UK Evidence. *British Accounting Review*, Vol. 31, No. 3, pp. 261–280.
- Allee, V. 2000. The value evolution Addressing larger Implications of an intellectual capital and intangibles perspective. *Journal of Intellectual Capital*, Vol. 1, No. 1, pp. 17–32.
- Alt, R. & H.-D. Zimmermann. 2001. Preface: Introduction to Special Section – Business Models. *Electronic Markets*, Vol. 11, No. 1, pp. 3-9.
- Amit, R. & C. Zott. 2001. Value Creation In E-Business. *Strategic Management Journal*, Vol. 22, No. 6/7, pp. 493–520.
- Andrews, K.R. 1980. *The Concept of Corporate Strategy*. Homewood: Richard D. Irwin.
- Ansoff, I. 1965. *Corporate Strategy*. New York: McGraw-Hill.
- Ball, R. 1996. The Theory of Stock Market Efficiency: Accomplishments and Limitations. *Journal of Financial Education*, spring, pp. 1–13.
- Barker, R. 1997. Information Flows between Finance Directors, Analysts and Fund Managers: A Study of Accounting Information, Corporate Governance and Stock Market Efficiency. Judge Institute of Management Studies, Cambridge University, Research Paper No. 1997/16.
- Barker, R. 1998. The Market for Information: Evidence from Finance Directors, Analysts and Fund Managers. *Accounting and Business Research*, Vol. 29, No. 1, pp. 3–20.
- Barron, O.E., D. Byard, C. Kile & E.J. Riedl. 2002. High-Technology Intangibles and Analysts' Forecasts. *Journal of Accounting Research*, Vol. 40, No. 2, pp. 289–312.
- Barth, M.E., R. Kasznik & M.F. McNichols. 2001. Analyst Coverage and Intangible Assets. *Journal of Accounting Research*, Vol. 39, No. 1, pp. 1–34.

- Beattie, V. & K. Pratt. 2001. *Business Reporting: Harnessing the Power of the Internet for Users*. Edinburgh: Institute of Chartered Accountants of Scotland.
- Beattie, V. 1999. *Business Reporting: The Inevitable Change*. Edinburgh: Institute of Chartered Accountants of Scotland.
- Beattie, V. and K. Pratt. 2002. *Voluntary Annual Report Disclosures: What Users Want*. Edinburgh: Institute of Chartered Accountants of Scotland.
- Bell, T. & I. Solomon. 2002. *Cases in Strategic – Systems Auditing*. KPMG LLP and the University of Illinois at UrbanaChampaign Business Measurement Case Development and Research Program.
- Bell, T., F. Marrs, I. Solomon & H. Thomas. 1997. *Auditing Organizations Through a Strategic-Systems Lens: The KPMG Business Measurement Process*. KPMG LLP.
- Betz, F. 2002. Strategic Business Models. *Engineering Management Journal*, Vol. 14, No. 1, pp. 21–27.
- Beunza, D. & R. Garud. 2004. Security Analysts as Frame-makers. Working paper, Department of Economics and Business, Universitat Pompeu Fabra, Barcelona.
- Blair, M. & S. Wallman. 2001. *Unseen Wealth*. Washington D.C.: Brookings Institution.
- Block, S.B. 1999. A Study of Financial Analysts: Practice and Theory. *Financial Analysts Journal*, Vol. 55, No. 4 July/August, pp. 86–95.
- Boedker, C. 2005. *Australian Guiding Principles on Extended Performance Management: A Guide to Better Managing, Measuring and Reporting Knowledge Intensive Organisational Resources*. Society for Knowledge Economics, Melbourne.
- Boulding, K.E. 1956. General Systems Theory – The Skeleton of Science. *Management Science*, Vol. 2, No. 3, pp. 197–208.
- Boulton, R.E.S., B.D. Libert & S.M. Samek. 1997. *Cracking the Value Code: How successful businesses are creating wealth in the New Economy*. New York: Harper Collins Publishers.
- Boulton, R.E.S., B.D. Libert & S.M. Samek. 2000. A Business Model for the New Economy. *Journal of Business Strategy*, Vol. 21, No. 4 July–August, pp. 29–35.
- Bouwman, M.J., P. Frishkoff & P.A. Frishkoff. 1995. The Relevance of GAAP-Based Information: A Case Study Exploring Some Uses and Limitations. *Accounting Horizons*, Vol. 9, No. 4, pp. 22–47.
- Bouwman, M.J., P.A. Frishkoff & P.Frishkoff. 1987. How do Financial Analysts Make Decisions? A Process Model of the Investment Screening Decision. *Accounting, Organizations and Society*, Vol. 12, No. 1, 1–29.

- Bray, M. 2002. *New Directions in Business: Performance Reporting, Communication and Assurance*. The Institute of Chartered Accountants in Australia.
- Bray, M. 2010. *The Journey to Better Business Reporting: Moving Beyond Financial Reporting to Improve Investment Decision Making*. KPMG Australia.
- Brown, P.R. 1997. Financial Data and Decision-Making by Sell-Side Analysts. *The Journal of Financial Statement Analysis*, Spring, pp. 43–48.
- Bruxelles: European Commission Directorate-General Science, Research and Development.
- Bukh, P.N. & U. Johanson. 2003. Research and knowledge interaction: guidelines for intellectual capital reporting. *Journal of Intellectual Capital*, Vol.4, No.4, pp. 576–588.
- Bukh, P.N. 2002. Disclosure of intellectual capital – Indicators or models? A matter of accounting or strategy. Working Paper, Aarhus School of Business.
- Bukh, P.N. 2003. The Relevance of Intellectual Capital Disclosure: A Paradox? *Accounting, Auditing & Accountability Journal*, Vol. 16, No. 1, pp. 49–56.
- Bukh, P.N., C. Nielsen, P. Gormsen & J. Mouritsen. 2005. Disclosure of Intellectual Capital Indicators in Danish IPO Prospectuses. *Accounting, Auditing & Accountability Journal*, Vol. 18, No. 6, pp. 713–732.
- Bukh, P.N., H.T. Larsen & J. Mouritsen. 2001. Constructing Intellectual Capital Statements. *Scandinavian Journal of Management*, Vol. 17, No. 1, pp. 87–108.
- Burcham, R. 2000. New Pharma Business Model: Can You Survive IT? *Pharmaceutical Executive*, Vol. 20, No. 11, pp. 94–10.
- Caramanolis-Çötelli, B., L. Gardiol, R. Gibson-Asner & N. S. Tuchschnid. 1999. Are Investors Sensitive to the Quality and the Disclosure of Financial Statements? *European Finance Review*, Vol. 3, No. 2, pp. 131–159.
- Catasús, B. & J.-E. Gröjer. 2003. Intangibles and Credit Decisions: Results from an Experiment. *European Accounting Review*, Vol. 12, No. 2, pp. 327–356.
- Chaharbaghi, K., C. Fendt & R. Willis. 2003. Meaning, Legitimacy and Impact of Business Models in Fast-Moving Environments. *Management Decision*, Vol. 41, No. 4, pp. 372–382.
- Chandler, A.D., Jr. 1962. *Strategy and Structure: Chapters in the History of the Industrial Enterprise*. Cambridge: The M.I.T. Press.
- Chesborough, H. (2007) *Open business models. How to thrive in the new innovation landscape*, Boston: Harvard Business School.

Chesbrough, H. & R.S. Rosenbloom. 2002. The Role of the Business Model in Capturing Value from Innovation: Evidence from Xerox Corporation's Spin-Off Companies. *Industrial and Corporate Change*, Vol. 11, No. 3, pp. 529–555.

Chesbrough, H. 2006. *Open Business Models: How to Thrive in the New Innovation Landscape*, Boston: Harvard Business School Press, 2006.

Chesbrough, H.W., “The era of open innovation”, *Sloan Management Review*, vol. 44, no. 3, pp. 35–41, 2003.

Child, J. 1972. Organizational Structure, Environment and Performance: The Role of Strategic Choice. *Sociology*, Vol. 6, No. 1, pp. 1–22.

Christensen C.M. (1997) *The innovator's dilemma*, Boston, MA, Harvard Business School Press.

Christensen, C.M. 2001. The Past and Future of Competitive Advantage. *MIT Sloan Management Review*, Vol. 42, No. 2, pp. 105–109.

Christensen, J.A. 2003. Why do Accounts Convey so Little Information? *Nyviden*, Special Issue, October (In Danish).

Clark, T., A. Osterwalder & Y. Pigneur. 2012. *Business Model You: A One-Page Method For Reinventing Your Career*. Wiley.



What do you want to do?

No matter what you want out of your future career, an employer with a broad range of operations in a load of countries will always be the ticket. Working within the Volvo Group means more than 100,000 friends and colleagues in more than 185 countries all over the world. We offer graduates great career opportunities – check out the Career section at our web site www.volvogroup.com. We look forward to getting to know you!

VOLVO
AB Volvo (publ)
www.volvogroup.com

VOLVO TRUCKS | RENAULT TRUCKS | MACK TRUCKS | VOLVO BUSES | VOLVO CONSTRUCTION EQUIPMENT | VOLVO PENTA | VOLVO AERO | VOLVO IT
VOLVO FINANCIAL SERVICES | VOLVO 3P | VOLVO POWERTRAIN | VOLVO PARTS | VOLVO TECHNOLOGY | VOLVO LOGISTICS | BUSINESS AREA ASIA

- Cooper, R. 1992. Formal Organization as Representation: Remote Control, Displacement and Abbreviation. In: Reed, M. & M. Hughes (Eds.), *Rethinking Organization: New Directions in Organization Theory and Analysis*. London: Sage, pp. 254–272.
- Covin, T.J. & B.P. Stivers. 1997. Knowledge Management Focus in US and Canadian Firms. *Creativity and Innovation Management*, Vol. 6, No. 3, pp. 140–150.
- Crozier, R. & R. Ranyard. 1997. Cognitive Process Models and Explanations, In Ranyard, R., R. Crozier & O. Svensson (Eds.), *Decision Making: Cognitive Models and Explanations*. London: Routledge, pp. 5–20.
- Czuchry, A.J. & M.M. Yasin. 2003. Improving E-Business with a Baldrige-Based Methodology. *Information Systems Management*, Vol. 20, No. 3 Summer, pp. 29–38.
- DATI. 1999. Developing Intellectual Capital Accounts: Experiences from 19 Companies, Copenhagen: Danish Agency for Trade and Industry.
- DATI. 2001 A Guideline for Intellectual Capital Statements – A Key to Knowledge Management. Copenhagen: Danish Agency for Trade and Industry (www.mvtu.dk/icaccounts).
- Daum, J.H. 2002. *Intangible Assets and Value Creation*. Chichester: John Wiley & Sons Ltd.
- Day, J.F.S. 1986. The Use of Annual Reports by UK Investment Analysts. *Accounting and Business Research*, Vol. 16, No. 64, pp. 295–307.
- De Carolis, D. 2003. Competencies and imitability in the pharmaceutical industry: An analysis of their relationship with firm performance. *Journal of Management*, vol. 29, no. 1, pp. 27–50.
- Delmar, D. R. 2003. The Rise of the CSO. *Journal of Business Strategy*, Vol. 24, No. 2, pp. 8–10.
- Desai, H., B. Liang & A.K. Singh. 2000. Do All-Stars Shine? Evaluation of Analyst Recommendations. *Financial Analysts Journal*, Vol. 56, No. 3 May/June, pp. 20–29.
- Dikolli, S.S & S.C. Kulp. 2003. Interrelated Performance Measures, Interactive Effort and Optimal Incentives. Working paper, Social Science Research Network Electronic Paper Collection.
- Eccles, R.G. & S.C. Mavrinac. 1995. Improving the Corporate Disclosure Process. *Sloan Management Review*, Vol. 3, No. 4 Summer, pp. 11–25.
- Eccles, R.G. 1991. The Performance Measurement Manifesto. *Harvard Business Review*, Vol. 69, No. 1, pp. 131–137.
- Eccles, R.G., R.H. Herz, E.M. Keegan & D.M. Phillips. 2001. *The ValueReporting Revolution: Moving Beyond the Earnings Game*. New York: John Wiley & Sons.

- Edvinsson, L. & M.S. Malone. 1997. *Intellectual Capital*. London: Piatkus.
- Elkington, J. 1997. *Cannibals with Forks: the Triple Bottom Line of 21st Century Business*. Oxford: Capstone.
- Eustace, C. 2001. *The Intangible Economy: Impact and Policy Issues*. Report of the High Level Expert Group on the Intangible Economy. Brussels: European Commission.
- Fenigstein, T. 2003. Issues Arising in the Valuation of Hi-Tech Companies. PricewaterhouseCoopers LLP.
- Fielt, E. 2011. Business service management: understanding business models. Eveleigh NSW: Smart Services CRC Pty Ltd.
- Fincham, R. & R. Roslender. 2003. The Management of Intellectual Capital and its Implications for Business Reporting. Edinburgh: The Institute of Chartered Accountants of Scotland.
- Fisken, J. & J. Rutherford. 2002. Business Models and Investment Trends in the Biotechnology Industry in Europe. *Journal of Commercial Biotechnology*, Vol. 8, No. 3, pp. 191–199.
- Fogarty, T.J. & R.K. Rogers. 2005. Financial Analysts' Reports: An Extended Institutional Theory Evaluation. *Accounting, Organizations and Society*, Forthcoming.
- Francis, J. & D. Philbrick. 1993. Analysts' Decisions as Products of a Multi-Task Environment. *Journal of Accounting Research*, Vol. 31, No. 2, pp. 216–230.
- Frankel, R., S.P. Kothari & J.P. Weber. 2002. Determinants of the Informativeness of Analyst Research, Working Paper 4243-02, MIT Sloan School of Management, Cambridge.
- Funk, K. 2003. Sustainability and Performance. *MIT Sloan Management Review*, Vol. 44, No. 2 Winter, pp. 65–70.
- Gaarder, K. 2003. Business Models – What are They and how do we Design Them? R&D Report R 21/2003, Paper presented at Eurescom Summit 2003. Fornebu: Telenor Communications.
- Galbraith, C.S. & G.B. Merrill. 2001. IPO Performance in Business to Business “B2B” E-Commerce Firms: Effects of Strategy and Industry. *Managerial Finance*, Vol. 27, No. 7, pp. 1–15.
- Gallaugh, J.M. 2002. E-Commerce and the Undulating Distribution Channel. *Communications of the Association for Computing Machinery*, Vol. 45, No. 7, pp. 89–95.
- Garcia-Ayuso, M. 2003. Factors Explaining the Inefficient Valuation of Intangibles. *Accounting, Auditing & Accountability Journal*, Vol. 16, No. 1, pp. 57–69.
- Giertz, E. 2000. *Measuring Success: Identifying Performance Indicators*. Malmö: Celemi.

Gniewosz, G. 1990. The Share Investment Decision Process and Information Use: An Exploratory Case Study. *Accounting and Business Research*, Vol. 20, No. 79, pp. 223–230.

Gonedes, N.J. 1976. The Capital Market, the Market for Information, and External Accounting. *The Journal of Finance*, Vol. 31, No. 2, pp. 611–630.

Govindarajan, V. & A.K. Gupta. 2001. Strategic Innovation: A Conceptual Road Map. *Business Horizons*, Vol. 44, No. 4, pp. 3–12.

GRI. 2002. *Sustainability Reporting Guidelines*. Global Reporting Initiative, Boston.

Hägglund, P.B. 2001. Företaget som investeringsobjekt – Hur placerare och analytiker arbetar med att ta fram ett investeringsobjekt. Akademisk avhandling för avläggande av ekonomie doktorsexamen vid Handelshögskolan i Stockholm.

Hamel, G. & P. Skarzynski. 2001. Innovation: The New Route to Wealth. *Journal of Accountancy*, Vol. 192, No. 5, pp. 65–68.

Hamel, G. 2000. *Leading the revolution*. Boston: Harvard Business School Press.

Hansson, T., J. Ringbeck & M. Franke. 2002. Flight for Survival: A New Business Model for the Airline Industry. *Strategy + Business*, Vol. 31, pp. 1–8.

gaieteye
Challenge the way we run

EXPERIENCE THE POWER OF FULL ENGAGEMENT...

**RUN FASTER.
RUN LONGER..
RUN EASIER...**

**READ MORE & PRE-ORDER TODAY
WWW.GAITEYE.COM**

- Hedman, J. & T. Kalling. 2001. The Business Model: A Mean to understand the Business Context of Information and Communication Technology. Working paper 2001/9, Institute of Economic Research, School of Economics and Management, Lund University.
- Hedman, J. & T. Kalling. 2003. The business model concept: Theoretical underpinnings and empirical illustrations. *European Journal of Information Systems*, Vol. 12, No. 1, pp. 49–59.
- Heinrichs, J.H. & J. Lim. 2003. Integrating Web-based Data Mining Tools with Business Models for Knowledge Management. *Decision Support Systems*, Vol. 35, No. 1, pp. 103–112.
- Hermans, R. 2002. Intellectual Capital and Growth Prospects – Empirical Evidence on Finnish Biotechnology Firms. Paper for the Workshop “Economics and Business of Bio-Sciences & Bio-Technologies: What can be learnt from the Nordic Countries and the UK?” in Gothenburg, Sweden, September 25–27, 2002.
- Heskett, J.L, T.O. Jones, G.W. Loveman, W.E. Sasser & L.A. Schlesinger. 1994. Putting the Service-Profit-Chain to work. *Harvard Business Review*, Vol. 72, No. 2, pp. 165–174.
- Hirst, D.E., L. Koonce & P.J. Simko. 1995. Investor Reactions to Financial Analysts’ Research Reports. *Journal of Accounting Research*, Vol. 33, No. 2, pp. 335–351.
- Hoerl, R. 1999. Using an Effective Business Model for Group Practice Management. *Healthcare Financial Management*, Vol. 53, No. 11, pp. 61–62.
- Holland, J. (2009) “Looking behind the veil“: invisible corporate intangibles, stories, structure and the contextual information content of disclosure. *Qualitative Research in Financial Markets*, 1 (3). pp. 152–187.
- Holland, J.B. & P. Doran. 1998. Financial Institutions, Private Acquisition of Corporate Information, and Fund Management. *European Journal of Finance*, Vol. 4 No. 2, pp. 129–55.
- Holland, J.B. & U. Johanson. 2003. Value Relevant Information on Corporate Intangibles – Creation, Use, and Barriers in Capital Markets – Between a Rock and a Hard Place. *Journal of Intellectual Capital*, Vol. 4, No. 4, pp. 465–486.
- Holland, J.B. 1998. Private Disclosure and Financial Reporting. Working paper, Department of Accounting and Finance, University of Glasgow.
- Holland, J.B. 2002a. Fund Management, Intellectual Capital, Intangibles and Private Disclosure. Working paper, Department of Accounting and Finance, University of Glasgow.
- Holland, J.B. 2004. *Corporate Intangibles, Value Relevance and Disclosure Content*. Edinburgh: The Institute of Chartered Accountants of Scotland.

- Hutton, A. 2002. The Role of Sell-side Analysts in the Enron Debacle. Working paper, Tuck School of Business, Dartmouth.
- IBM (2006) Expanding the innovation horizon, http://www-935.ibm.com/services/uk/bcs/html/t_ceo.html, retrieved on 22 November 2006.
- ICAEW. 2003. New Reporting Models for Business. London: Institute of Chartered Accountants in England and Wales.
- Ikäheimo, S. 1996. Communication in the Share Markets. Ph.D Dissertation, The Turku School of Economics and Business Administration, Finland.
- Ittner, C.D. & D.F. Larcker. 1998. Are Nonfinancial Measures Leading Indicators of Financial Performance? An Analysis of Customer Satisfaction. *Journal of Accounting Research*, Vol. 36, Supplement, pp. 1–35.
- Johanson, U. 2003. Why are Capital Market Actors Ambivalent to Information about Certain Indicators on Intellectual Capital? *Accounting, Auditing & Accountability Journal*, Vol. 16 No. 1, pp. 31–38.
- Johnson, Mark W. (2010). *Seizing the White Space: Business Model Innovation for Growth and Renewal*. Harvard Business Review Press.
- Jonas, G.J. & S.J. Young. 1998. Bridging the Gap: Who Can Bring a User Focus to Business Reporting? *Accounting Horizons*, Vol. 12, No. 2, pp. 154–159.
- Kaplan, R. S. & D. P. Norton. 2008. *The Execution Premium: Linking Strategy to Operations for Competitive Advantage*. Boston: Harvard Business School Press.
- Kaplan, R.S & D.P. Norton. 1996. *The Balanced Scorecard: Translating Strategy into Action*, Boston MA: Harvard Business School Press.
- Kaplan, R.S. & D.P. Norton. 1992. The balanced scorecard: measures the drive performance. *Harvard Business Review*, Vol. 70, No.1, pp. 71–79.
- Kaplan, R.S. & D.P. Norton. 1993. Putting the balanced scorecard to work. *Harvard Business Review*, Vol.71, No 5, pp.134–147.
- Kaplan, R.S. & D.P. Norton. 2004. *Strategy Maps: converting intangible assets into tangible outcomes*. Boston: Harvard Business School Press.
- Kaplan, R.S., & D.P. Norton. 2001. *The Strategy-focused Organization*. Boston: Harvard Business School Press.

Kartseva, V., J. Gordijn & H. Akkermans. 2003. A Design Perspective on Networked Business Models: A Study of Distributed Generation in the Power Industry Sector. Paper presented at the Bled-2003 E-Commerce Conference.

Klaila, D. 2000. Knowledge as a Transformation Agent. *Journal of Knowledge Management*, Vol. 4, No. 2, pp. 138–144.

Knight, G., & S.T. Cavusgil, *The Born Global firm: a challenge to traditional internationalization theory*, Advances of International Marketing. JAI Press.

Kodama, M. 1999. Customer Value Creation through Community-Based Information Networks. *International Journal of Information Management*, Vol. 19, No. 6, pp. 495–508.

KPMG. 2001. Achieving Measurable Performance Improvement in a Changing World: The Search for New Insights. Assurance and Advisory Services Center, KPMG LLP.

KPMG. 2003. Insights from KPMG's European Knowledge Management Survey 2002/2003. Amsterdam: KPMG Knowledge Advisory Services.

Kraemer, K.L., J. Dedrick & S. Yamashiro 1999. Refining and Extending the Business Model with Information Technology: Dell Computer Corporation. White paper, Center for Research on Information Technology and Organizations, University of California, Irvine.



This e-book
is made with
SetaPDF



SETASIGN

PDF components for PHP developers

www.setasign.com



- Krishnan, R. & D.M. Booker. 2002. Investors' Use of Analysts' Recommendations. *Behavioral Research in Accounting*, Vol. 14, No. 1, pp. 129–156.
- Latour, B. 1999. Circulating Reference – Sampling the Soil in the Amazon Forest. Chapter two in: *Pandora's Hope – Essays on the Reality of Science Studies*, Cambridge: Harvard University Press, pp. 24–79.
- Lee, S. 2001. Financial Analysts' Perception on Intangibles: An Interview Survey in Finland. ETLA Discussion Paper No. 778. Helsinki: The Research Institute of the Finnish Economy.
- Lee, T.A. & D.P. Tweedie. 1977. *The Private Shareholder and the Corporate Report*. London: Institute of Chartered Accountants in England and Wales.
- Lev, B. & P. Zarowin. 1999. The Boundaries of Financial Reporting and how to Extend Them. *Journal of Accounting Research*, Vol. 37, No. 2, pp. 353–385.
- Lev, B. & S.R. Thiagarajan. 1993. Fundamental Information Analysis. *Journal of Accounting Research*, Vol. 31, No. 2, pp. 190–215.
- Lev, B. 2001. *Intangibles – management, measuring and reporting*. Washington: Brookings Institution Press.
- Linder, J. & S. Cantrell. 2002. What makes a Good Business Model Anyway? Can Yours Stand the Test of Change? Outlook, www.accenture.com.
- Linder, J.C, Cantrell, S., Changing Business Models: Surveying the Landscape, Working Paper, Institute for Strategic Change, Accenture, 2001.
- Luehrman, T.A. 1997. What's it worth? A General Manager's Guide to Valuation, *Harvard Business Review*, Vol. 75, No. 3 May-June, pp. 132–142.
- MacKay, D.M. 1969. *Information, Mechanism and Meaning*. Cambridge, MA: MIT Press.
- Magretta, J. 1998. The Power of Virtual Integration: An Interview with Dell Computer's Michael Dell. *Harvard Business Review*, Vol. 76, No. 2 March-April, pp. 73–84.
- Magretta, J. 2002. Why Business Models Matter. *Harvard Business Review*, Vol. 80, No. 5 May, pp. 86–92.
- Maisel, L.S. 1992. Performance Measurement: The Balanced Scorecard Approach. *Journal of Cost Management*, Vol. 6, No. 2, pp. 47–52.
- Malhotra, N.K. 1999. *Marketing research: An applied orientation*, 3rd edn, New Jersey: Prentice Hall
- Markides, C. 1997. Strategic Innovation. *Sloan Management Review*, Vol. 38, No. 13, pp. 9–23.

- Markides, C., "A Dynamic View of Strategy", *Sloan Management Review*, vol. 40, no. 3, Spring Issue, pp. 55–63, 1999.
- Marrs, F.O. & B.M. Mundt. 2001. Enterprise Concept: Business Modeling Analysis and Design, in Salvendy, G. (Eds.), *Handbook of Industrial Engineering: Technology and Operations Management*. New York: John Wiley & Sons, pp. 26–60.
- Meritum. 2002. Guidelines for Managing and Reporting on Intangibles. Edited by Cañibano, L.C., M.P. Sanchez, M. Garcia-Ayuso & C. Chaminade, Madrid: The Autonomous University of Madrid.
- Miller, D., R. Eisenstat & N. Foote. 2002. Strategy from the Inside Out: Building Capability-Creating Organizations. *California Management Review*, Vol. 44, No. 3, pp. 37–54.
- Mintzberg, H. & L. Van der Heyden. 1999. Organigraphs: Drawing how Companies Really Work. *Harvard Business Review*, Vol. 77, No. 5 September–October, pp. 87–94.
- Mintzberg, H., *Strategy Safari*, The Free Press, 1999.
- Mintzberg, H., *The Rise and Fall of Strategic Planning*, The Free Press, 1994.
- Morris, L. 2003. Business Model Warfare: The Strategy of Business Breakthroughs, InnovationLabs White Paper, prepared & published jointly with A-CASA, The University of Pennsylvania.
- Mouritsen, J. & H.T. Larsen. 2005. The 2nd wave of knowledge management: the management control of knowledge resources through intellectual capital information. *Management Accounting Research*, Vol. 16, No. 3, pp. 371–394.
- Mouritsen, J. & N. Dechow. 2001. Technologies of Managing and the Mobilization of Paths. In: Karnøe, P. & R. Garud (Eds.), *Path Dependence and Creation*, Mahwah NJ: Lawrence Erlbaum Associates, pp. 355–379.
- Mouritsen, J., Bukh, P.N., Flagstad, K., Thorbjørnsen, S., Johansen, M.R., Kotnis, S., Larsen, H.T., Nielsen, C., Kjærgaard, I., Krag, L., Jeppesen, G., Haisler, J. & Stakemann, B. (2003a), *Intellectual Capital Statements – The New Guideline Copenhagen*: Danish Ministry of Science, Technology and Innovation (www.vtu.dk/icaccounts).
- Mouritsen, J., Bukh, P.N., Johansen, M.R., Larsen, H.T., Nielsen, C., Haisler, J. & Stakemann, B. (2003b), *Analysing Intellectual Capital Statements*. Danish Ministry of Science, Technology and Innovation, Copenhagen. (www.vtu.dk/icaccounts).
- Mouritsen, J., H.T. Larsen & P.N. Bukh. 2001a. Intellectual capital and the 'capable firm': narrating, visualising and numbering for managing knowledge. *Accounting, Organizations and Society*, Vol. 26, No. 7/8, pp. 735–762.

Mouritsen, J., H.T. Larsen, P.N. Bukh & M.R. Johansen. 2001c. Reading an intellectual capital statement: describing and prescribing knowledge management strategies. *Journal of Intellectual Capital*, Vol. 2, No. 4, pp. 359–383

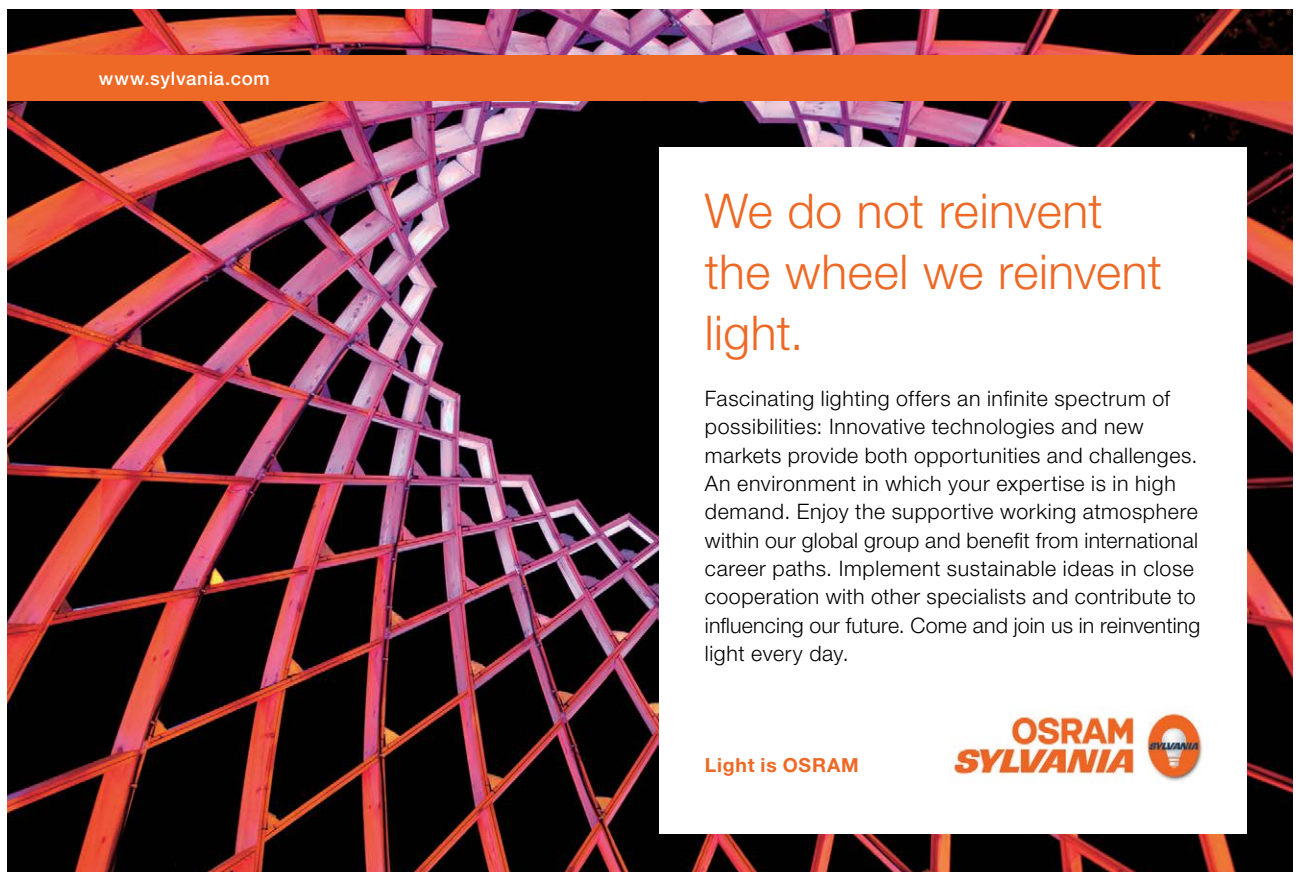
Mouritsen, J., H.T. Larsen. & P.N. Bukh. 2001b. Valuing the future: intellectual capital supplements at Skandia. *Accounting, Auditing and Accountability Journal*, Vol.14, No.4, pp. 399–422.

Mouritsen, J., J. Munk Nielsen, J. Lindhart & B. Stakemann. 2001. Klog Kapital, Social Kapital og Finansiell Kapital: Episoder i Formidlingen af Kapital i den Videnbaserede Økonomi. *Ledelse & Erhvervsøkonomi*, Vol. 65, No. 4, pp. 199–216.

Mouritsen, J., P.N. Bukh & H.T. Larsen. 2002. Developing and managing knowledge through intellectual capital statements, *Journal of Intellectual Capital*, Vol.3, No.1, pp. 10–29.

Napier, C.J. 1993. The Allegory of the Fields: Accounting, Cartography and Representation. Paper presented at the Critical Perspectives on Accounting Conference, New York, April 1993.

Nielsen, C. & M.T. Madsen. 2009. Discourses of transparency in the intellectual capital reporting debate: Moving from generic reporting models to management defined information. *Critical Perspectives on Accounting*, Vol. 20, No. 7, pp. 847–854.




www.sylvania.com

We do not reinvent the wheel we reinvent light.

Fascinating lighting offers an infinite spectrum of possibilities: Innovative technologies and new markets provide both opportunities and challenges. An environment in which your expertise is in high demand. Enjoy the supportive working atmosphere within our global group and benefit from international career paths. Implement sustainable ideas in close cooperation with other specialists and contribute to influencing our future. Come and join us in reinventing light every day.

Light is OSRAM

OSRAM SYLVANIA 

- Nielsen, C. 2005. Comments on the IASB discussion paper concerning Management Commentary (http://www.iasb.org/current/comment_letters.asp).
- Nielsen, C. 2011a, Conceptualizing, Analyzing and Communicating the Business Model, In *Business Models: Design, Dynamics and Implementation*. Nova Science Publishers, Incorporated.
- Nielsen, C. 2011b, When Intellectual Capital Drives the Business Model, then..., in M Reddy & A Lloyd (eds), *THE HUMAN CAPITAL HANDBOOK 2011*, 3rd edn, vol. 1, Hubcap-digital, MiltonKeynes, UK, pp. 26–31.
- Nielsen, C., R. Roslender & P.N. Bukh. 2009. Intellectual capital reporting: can a strategy perspective solve accounting problems? In Lytras, M.D. & P. Ordonez de Pablos (Eds.), *Knowledge Ecology in Global Business*, Hershey: IGI Global.
- Nielsen, C. & M. Lund (Eds.) *Business Model Design: Networking, Innovating and Globalizing*, Vol. 2, No. 1. Copenhagen: BookBoon.com/Ventus Publishing Aps].
- Norberg, P. 2001. Finansmarknadens amoralitet och det kalvinska kyrkorummet – en studie i ekonomisk menatlitet och etik. The Economic Research Institute, Stockholm School of Economics, Stockholm. (In Swedish).
- Normann, R. 2001. *Service Management: Strategy and Leadership in Service Business*. New York: John Wiley & Sons.
- OECD (2004). Highlights of the OECD information technology. Outlook, 2004. Paris: OECD.
- Osterwalder, A. & Y. Pigneur. 2003. Towards Business and Information Systems Fit through a Business Model Ontology. Working paper, Ecole des HEC, University of Lausanne.
- Osterwalder, A. 2003. The Business Model Ontology – a proposition in a design science approach. Dissertation draft, Ecole Des Hec, University of Lausanne
- Osterwalder, A. 2004. The Business Model Ontology: A proposition in a design science approach. University of Lausanne, Switzerland.
- Osterwalder, A. and Y. Pigneur. 2009. *Business Model Generation*. Hoboken NJ: John Wiley and Sons.
- Osterwalder, A., Y. Pigneur & L.C. Tucci. 2004. Clarifying business models: Origins, present, and future of the concept. *Communications of AIS*, Vol. 16, pp. 1–25.
- Petrovic, O., C. Kittl & R.D. Teksten. 2001. Developing Business Models for eBusiness. Working Paper, evolaris eBusiness Competence Center. Austria.

- Philips, D.J. & E.W. Zuckerman. 2001. Middle-Status Conformity: Theoretical Restatement and Empirical Demonstration in Two Market. *American Journal of Sociology*, Vol. 107, No. 2, pp. 379–429.
- Plenberg, T. 2002. Firm Valuation: Comparing the Residual Income and Discounted Cash Flow Approaches. *Scandinavian Journal of Management*, Vol. 18, No. 3, pp. 303–318.
- Plumlee, M.A. 2003. The Effect of Information Complexity on Analysts' Use of that Information. *The Accounting Review*, Vol. 78, No. 1, pp. 275–296.
- Porter, M.E. 1985. *Competitive Advantage: creating and sustaining superior performance*. New York: The Free Press.
- Porter, M.E. 1991. Towards a Dynamic Theory of Strategy. *Strategic Management Journal*, Vol. 12, Special issue, pp. 95–117.
- Porter, M.E. 1996. What is strategy? *Harvard Business Review*, Vol. 74, No. 6 November-December, pp. 61–78.
- Porter, M.E. 2001, Strategy and the Internet. *Harvard Business Review*, Vol. 79, No. 3 March, pp. 62–79.
- Porter, M.E., “What is strategy?”, *Harvard Business Review*, November-December, pp. 33–47, vol. 17, 1996.
- Previts, G.J., R.J. Bricker, T.R. Robinson & S.J. Young. 1994. A Content Analysis of Sell-Side Financial Analyst Company Reports. *Accounting Horizons*, Vol. 8, No. 2, pp. 55–70.
- Ramirez, R. 1999. Value Co-Production: Intellectual Origins and Implications for Practice and Research. *Strategic Management Journal*, Vol. 20, No. 1, pp. 49–65.
- Ranyard, R., W.R. Crozier & O. Svensson. 1997. *Decision Making: Cognitive models and explanations*. London: Routledge.
- Rappa, M. 2000. Business models on the Web. North Carolina State University, <http://digitalenterprise.org/models/models.pdf>.
- Rappa, M. 2001. Managing the digital enterprise – business models on the web. North Carolina State University <http://digitalenterprise.org/models/models.html>.
- Reichheld, F.F. & W.E. Sasser Jr. 1990. Zero Defections: Quality Comes to Services. *Harvard Business Review*, Vol. 3, No. 4 September–October, 105–11.
- Ross, J., P. Weill & M. Vitale. 2001. From Place to Space: Migrating to Profitable Electronic Commerce Business Models. Working Paper No. 4358-01, MIT Sloan School of Management Cambridge.

- Sandberg, K.D. 2002. Is it Time to Trade in your Business Model? *Harvard Management Update*, Vol. 7, No. 1 January, pp. 3–5.
- Sawhney, M., E. Prandelli & G. Verona. 2003. The power of innomediation: Exploiting the power of mediated innovation. *MIT Sloan Management Review*, Vol. 44, No. 2, pp. 77–82.
- Schipper, K. 1991. Commentary on Analysts' Forecasts. *Accounting Horizons*, Vol. 5, pp. 105–121.
- Seddon, P.B., G.P.Lewis, P.Freenman and G. Shanks. 2004. The case for viewing business models as abstractions of strategy. *Communications of the Association for Information Systems*, Vol.13, No. 1, pp. 427–442.
- Senge, P.M & G. Carstedt. 2001. Innovating Our Way to the Next Industrial Revolution. *MIT Sloan Management Review*, Vol. 42, No. 2 Winter, pp. 24–38.
- Shank, J.K. & V. Govindarajan. 1992. Strategic Cost Management: The Value Chain Perspective. *Journal of Management Accounting Research*, Vol. 4, No. 4 Fall, pp. 179–197.
- Simon, H.A. 1959. Theories of Decision-Making in Economics and Behavioural Science. *The American Economic Review*, Vol. 49, No. 3, pp. 253–283.
- Skubic, T. & E.G. McGoun. 2000. Individuals, Images, and Investments. Working paper, Bucknell University, Pennsylvania.
- Solomon, J.F., A. Solomon, F.D. Norton & N.L. Joseph. 2000. A Conceptual Framework for Corporate Risk Disclosure Emerging from the Agenda for Corporate Governance Reform. *The British Accounting Review*, Vol. 32, No. 4, pp. 447–478.
- Stabell, C.B. & Ø.D. Fjeldstad. 1998. Configuring Value for Competitive Advantage: On Chains, Shops and Networks. *Strategic Management Journal*, Vol. 19, No. 5, pp. 413–437.
- Stewart, J.J. 2002. Biotechnology valuations for the 21st century. California: Milken Institute.
- Sull, D.N. 1999. Why good companies go bad. *Harvard Business Review*, Vol. 77, No. 2, pp. 42–52.
- Sullivan, P.H. Jr & P.H. Sullivan, Sr. 2000. Valuing Intangibles Companies: An Intellectual Capital Approach. *Journal of Intellectual capital*, Vol. 1, No. 4, pp. 328–340.
- Sveiby K.E. 1997. *The New Organizational Wealth: Managing and Measuring Knowledge-Based Assets*. San Fransisco: Berrett-Koehler.
- Sweet, P. 2001. Strategic Value Configuration Logics and the 'New' Economy: A Service Economy Revolution? *International Journal of Service Industry Management*, Vol. 12, No.1, pp. 70–83.

Taran, Y. 2011. Rethinking It All: Overcoming Obstacles to Business Model Innovation. Ph.D. Dissertation, Center for Industrial Production, Aalborg University.

Tasker, S.C. 1998. Bridging the Information Gap: Quarterly Conference Calls as a Medium for Voluntary Disclosure. *Review of Accounting Studies*, Vol. 3, No. 1/2, pp. 137–167.

Teece, D.J., Pisano, G. & Schuen, A., “Dynamic Capabilities and Strategic Management”, *Strategic Management Journal*, vol, 18, no. 7, pp. 509–533, 1997

Thompson, J. D. 1967. *Organizations in Action: Social Science Bases of Administrative Theory*. New York: McGraw-Hill.

Thrane, S., J. Mouritsen & M.R. Johansen. 2002. Networks, Intellectual Capital and the Management of Knowledge: Performing the 'New Economy'. Working Paper 6x, PRISM.

Timmers, P. 1998. Business Models for Electronic Markets. *Electronic Markets*, Vol. 8, No. 2, pp. 3–8.

Upton, D.M. & A.P. McAffe. 2000. A path-based approach to information technology in manufacturing. *International Journal of Technology Management*, Vol. 20, No. 3/4, pp. 354–372.

Upton, W.S. Jr. 2001. *Business and Financial Reporting, Challenges from the New Economy*. Financial accounting series No. 219-A. Norwalk: Financial Accounting Standards Board.



Discover the truth at www.deloitte.ca/careers

Deloitte.

© Deloitte & Touche LLP and affiliated entities.



Click on the ad to read more

- Verrecchia, R.E. 2001. Essays on Disclosure. *Journal of Accounting and Economics*, Vol. 32, No. 1–3, pp. 97–180.
- Wahlström, F. 2003. Strategic Management Accounting: Increased Need of Integrated Value-Chain Business System. Working paper presented at 13th Asian-Pacific Conference on International Accounting Issues, Rio de Janeiro, Brazil – October 28–31, 2001.
- WBCSD. 2003: Heemskerk, B., P. Pistorio & M. Scicluna. 2003. Sustainable Development Reporting: Striking the Balance. World Business Counsel for Sustainable Development.
- Webb, J. & C. Gile. 2001. Reversing the Value Chain. *Journal of Business Strategy*, Vol. 22, No. 2 March/April, pp. 13–17.
- Weill, P. & M.R. Vitale. 2001. *Place to Space: Migrating to eBusiness Models*. Boston: Harvard Business School Press.
- Womack, K.L. 1996. Do Brokerage Analysts' recommendations Have Investment Value? *The Journal of Finance*, Vol. 51, No. 1, pp. 137–167.
- www.nvca.org, accessed January 2009.
- Wyatt, A. & J. Wong. 2002. Financial Analysts and Intangible Assets. Working paper, The University of Melbourne.
- Zambon, S. 2003. Study on the measurement of intangible assets and associated reporting practices. Commission of the European Communities. Enterprise Directorate General.
- Zipf, G.K. 1949. *Human Behavior and the Principle of Least Effort*. Reading, MA: Addison-Wesley.
- Zuboff, S. 1988. *In the Age of the Smart Machine: The Future of Work and Power*. New York: Basic Books, Inc.

Endnotes

1. At Center for Research Excellence in Business models we are currently working on series of research projects that map out the attributes of the two new business model archetypes Growth-symbioses and Micro-multinationals.