

# English for Japanese Speakers - Beginner: Level 1

English Out There



Download free books at

[bookboon.com](http://bookboon.com)

# English for Japanese Speakers

Beginner: Level 1



English for Japanese Speakers: Beginner: Level 1

1<sup>st</sup> edition

© 2013 Languages Out There

All characters and images contained in this book are copyrighted creations of Languages Out There Ltd and their licensors

All Rights Reserved.

The right of Languages Out There Ltd to be identified as the author of this work has been asserted.

No part of this publication may be reproduced or transmitted in any form or by any means, electronic or mechanical, including photocopy, recording, or any information and retrieval system, without permission in writing from the copyright holder/publisher, except in the case of brief quotations embodied in critical articles and reviews.

Audio proof, up three levels in 6 lessons

<http://languagesoutthere.podomatic.com>

Buy course ebooks for self-study and teaching

<http://EnglishOutThere.com>

Facebook

[www.Facebook.com/EnglishOutThere](http://www.Facebook.com/EnglishOutThere)

Google+

<http://gplus.to/englishoutthere>

Twitter

[www.Twitter.com/EnglishOutThere](http://www.Twitter.com/EnglishOutThere)

How to teach and study using EOT


[www.YouTube.com/user/languagesoutthere](http://www.YouTube.com/user/languagesoutthere)

Online meeting and teaching space, with online class demos

[www.Wiziq.com/EnglishOutThere](http://www.Wiziq.com/EnglishOutThere)

# Contents

<b>Course Overview</b>	<b>5</b>
<b>Lesson 1: 紹介</b>	<b>6</b>
<b>Lesson 2: 数字と文字</b>	<b>14</b>
<b>Lesson 3: 電話</b>	<b>22</b>
<b>Lesson 4: 乘坐出租</b>	<b>33</b>
<b>Lesson 5: 食べ物と飲み物</b>	<b>42</b>




www.sylvania.com

We do not reinvent  
the wheel we reinvent  
light.

Fascinating lighting offers an infinite spectrum of possibilities: Innovative technologies and new markets provide both opportunities and challenges. An environment in which your expertise is in high demand. Enjoy the supportive working atmosphere within our global group and benefit from international career paths. Implement sustainable ideas in close cooperation with other specialists and contribute to influencing our future. Come and join us in reinventing light every day.

Light is OSRAM

**OSRAM  
SYLVANIA** 

# Course Overview

Level 1	Topic	Aim	Language Focus	Skills
<b>Lesson 1</b>	紹介 Introductions	他の人に挨拶し、お互いを紹介し合えるようにする	挨拶および紹介の言葉、代名詞	話、聞き取り
<b>Lesson 2</b>	数字と文字 Numbers and letters	個人情報を正確に書き取る	数字とアルファベット	話、聞き取り
<b>Lesson 3</b>	電話 Telephoning	電話の基本を学び、メッセージを残したり、留守番電話や自動応答などを聞き分ける	頼みごとをする際の 'can' の使い方、電話特有の語彙	話、聞き取り
<b>Lesson 4</b>	タクシーに乗る Taking a taxi	タクシーを拾えるようにする、お金の勘定ができるようにする、空港を利用する	タクシー、空港で使う語彙、'can' を使った頼みごと、金銭	話、聞き取り
<b>Lesson 5</b>	食べ物と飲み物 Food and drink	パブやカフェなどで軽食や飲み物を注文できるようにする	飲食に関する語彙、'can' を使った頼みごと	話、聞き取り

# Lesson 1: 紹介

Level 1	Topic	Aim	Language Focus	Skills
Lesson 1	紹介 Introductions	他の人に挨拶し、お互いを紹介し合えるようにする	挨拶および紹介の言葉、 代名詞	話、聞き取り

## 自習 (Self-study)

1. タスク・シート 1 に挨拶を記入してください  
Task Sheet 1. Match the greetings with the answers.
2. 次に、タスク・シート 2 の空欄に文を記入してください  
Task Sheet 2. Fill the gaps in the sentences.
3. タスク・シート 3 では国旗と国名を合わせます。答えを聞き取り、文中の空欄のボックスから正しい回答を記入、語句の順序を並べ替えて意味の通るものにします  
Task Sheet 3. Match the flags with the countries. Check your answers in the key. Then put the correct words from the box in the spaces in the sentences. Finally, rearrange the words to make sentences.
4. タスク・シート 4 の空欄にはbe動詞の変化形を記入します  
Task Sheet 4. Fill the gaps, using is or are.
5. 次に *Out There* タスクに進んでください。  
Now go to the *Out There* task.

## Out There

*Out There* 会話パートナーに自己紹介し、相手のことについて質問してください

Talk to your *Out There* conversation partners about yourself and ask them questions about themselves.



1.2 Task Sheet 2

2. 空欄をうめてください.

Fill in the gaps.

<p>a) Hi, I'm Jake. Hello, ..... Maria Hi Maria. .... to meet you.</p>	<p>b) Good morning, Dave. Morning, Pete. .... are you? ..... thanks, and .....?</p>
<p>c) Hi, Susana. ..... Nicolas. How ....you? Fine, .... you?</p>	<p>d) ..... you Marta? No, .....not .....name's Laura.</p>
<p>e) Tanya, ..... is Marc. ..... Marc. Nice to ..... you</p>	<p>f) Hello, .....Anna, your teacher. What's your .....? Hello, I'm Katya .</p>

覚えておきましょう:

Remember:

<p><b>short form</b> my name's = my name is</p>	<p><b>short form</b> I'm = I am</p>	<p><b>short form</b> what's = what is</p>
---	---	---


注: 英語では、話し言葉および手紙などは'short form'を使う方が自然です

**Language note:** It's more natural to use the 'short form' in spoken English and in informal writing.



1.3 Task Sheet 3

1. 国旗と国名を合わせます。録音を聞いて回答してください  
Match the flag and the country. Check your answers in the key.



Russia	Mexico	China	Japan	Brazil	Italy	Spain	South Korea
--------	--------	-------	-------	--------	-------	-------	-------------

2. 空欄に適切な語句を記入してください  
Put the correct word in the spaces.

I'm	Where	am	from	I'm	not
-----	-------	----	------	-----	-----

- a) Are you from Brazil? Yes, I \_\_\_\_\_.
- b) Are you from China? No, I'm \_\_\_\_\_ I'm from Japan.
- c) Where are you from? \_\_\_\_\_ from Mexico.
- d) Are you from Spain? Yes. \_\_\_\_\_ are you from?
- e) Where are you from? I'm \_\_\_\_\_ Taiwan.
- f) Are you from England? No. \_\_\_\_\_ not.

3. 語句を正しい順に並べ替えてください  
Put the words in the right order.

- a) name your What's ? \_\_\_\_\_
- b) are from you Where ? \_\_\_\_\_
- c) from I'm Japan \_\_\_\_\_
- d) from you Are Russia ? \_\_\_\_\_
- e) I'm No not \_\_\_\_\_
- f) nice Hello, you meet to \_\_\_\_\_

1.4 Task Sheet 4

注: その人の出身国を知っていて、出身地を知りたい場合は “Whereabouts?” と質問します。  
**Language note:** If you know what country someone is from and want to know which city, ask “Whereabouts?”

例えば:  
 Look:

“Where are you from?”	“I’m from Scotland”
“Oh, whereabouts?”	“From Edinburgh”

1. 空欄に **is** または **are** を記入してください

Put **is** or **are** in the gaps

My name is Rita.	How are you?
What a) _____ your name?	Where b) _____ you from?
This is Alex.	Oh. Whereabouts?
c) _____ your name Julia?	d) _____ you from China?
	Are you a student?

Well done, you have now finished the preparation for the speaking practice task.



Discover the truth at [www.deloitte.ca/careers](http://www.deloitte.ca/careers)

**Deloitte.**

© Deloitte & Touche LLP and affiliated entities.



## 1.5 Task Sheet 5

### Out There Task

これからOut There 会話パートナーに自己紹介します。質問フォームやキーとなる語彙など、すでに練習してあります。

You are going to talk to your *Out There* conversation partners about yourself and ask them questions about themselves. You have practised the question forms and some key vocabulary in the preparation material.

**Out There** 会話パートナーに電話する前に:

#### Before you call your *Out There* conversation partners:

1. 以下のタスクを良く読んでください  
Read the task carefully.
2. 内容は理解できましたか? 分からない場合はもう一度読み直してください  
Do you understand it? If you do not, read it again.
3. パートナーに電話する準備はできましたか?  
Are you ready to call your partners?
4. 電話をかけて、自己紹介します  
“Hi, my name is [ここに自分の名前を挿入], I’m learning English, can I ask you some questions?”  
Call and introduce yourself:  
“Hi, my name is [insert your name here], I’m learning English, can I ask you some questions?”
5. ‘thank you’ と言ってから、タスクを開始します  
Say ‘thank you’... and begin the task.
6. パートナーの回答を書き取り、分からなかった語句やフレーズは「チャットボックス」を使う  
ようにパートナーにお願いすることを覚えておきましょう  
Remember to write your partners’ answers down and ask them to use the ‘chat’ box to spell words and phrases you don’t understand.
7. 会話は録音したり、あとで聞き返したりできます  
Remember you can record your conversations and listen to them again!

**Ready?**

*Out There* 会話パートナーに自己紹介します

Introduce yourself to your *Out There* conversation partners.

以下の質問を使って名前やその他の情報を聞き出します

Ask their name and other key information using the questions below.

会話パートナーの話聞き、質問に答えます

Listen to your conversation partners and answer their questions.

次にパートナーの質問に答えます

Then you ask the questions.

可能であれば、答えを書き取ります

If possible, write down their answers.

Hello, my name's \_\_\_\_\_

What's your name?

Nice to meet you. / How are you?

Where are you from?

Whereabouts?

## 1.6 Answer Key

## Task Sheet 1

1. 1. c; 2. d; 3. b; 4. a; 5. f; 6. e

## Task Sheet 2

- a. I'm, nice; b. How, Fine, you; c. Hi, are, and; d. Are, I'm, My;  
e. this, Hello, meet; f. I'm, name

## Task Sheet 3

1. a. Japan; b. Brazil; c. South Korea; d. Spain;  
e. China; f. Russia; g. Mexico; h. Italy
2. a. am; b. not; c. I'm; d. Where; e. from; f. I'm
3. a. what's your name; b. where are you from?; c. I'm from Japan;  
d. are you from Russia?; e. no, I'm not; f. hello, nice to meet you

## Task Sheet 4

1. a. is; b. are; c. is; d. are

SIMPLY CLEVER

ŠKODA



We will turn your CV into  
an opportunity of a lifetime



Do you like cars? Would you like to be a part of a successful brand?  
We will appreciate and reward both your enthusiasm and talent.  
Send us your CV. You will be surprised where it can take you.

Send us your CV on  
[www.employerforlife.com](http://www.employerforlife.com)



# Lesson 2: 数字と文字

Level 1	Topic	Aim	Language Focus	Skills
Lesson 2	数字と文字 Numbers and letters	個人情報を正確に書き取る	数字とアルファベット	話、聞き取り

## 自習 (Self-study)

1. タスク・シート 1 を見て、文字を聞き取り、正しいボックスに書き込みます。次に名前のスペルを聞いてから書き取ります  
Task Sheet 1. Listen and write the letters in the correct box. Then listen to the spelling of the names and write the names.
2. 続いてタスク・シート 2 を見てください。数字を聞き取り、反復します。次に電話番号をどう言うかを選択肢の中から選び、最後にフレーズの意味を選択します  
Task Sheet 2. Listen to the numbers and repeat them. Then match the telephone numbers with the way you say them. Finally match the phrases with their meanings.
3. タスク・シート 3 では正しい回答を選択します。続いて住所の番地を書き取り、語句の順序を並べ替えて意味の通るものにします  
Task Sheet 3. Match the questions and the answers. Then write the numbers next to the correct address. Finally put the words in the correct order to make sentences.
4. 次に *Out There* タスクに進んでください  
Now go to the *Out There* task.

## Out There

*Out There* 会話/パートナーに自己紹介し、相手のことについて質問してください

Talk to your *Out There* conversation partners about yourself and ask them questions about themselves.

## 2.1 Task Sheet 1

## Exercise 1

アルファベット文字を聞き取ります

Listen to the letters of the alphabet.

a b c d e f g h i j k l m n o p q r s t u v w x y z

良く聞いて、文字を反復しましょう

Listen and repeat the letters.

以下のボックスに、似たような音の文字を書き込みます

Now write the letters with similar sounds in the same box.

<u>a</u>	<u>b</u>	<u>f</u>	<u>i</u>	<u>o</u>	<u>q</u>	<u>r</u>
j	c					

## Exercise 2

名前を聞き取り、以下に記入します

Listen and write down the names.

1. \_\_\_\_\_
2. \_\_\_\_\_
3. \_\_\_\_\_
4. \_\_\_\_\_
5. \_\_\_\_\_
6. \_\_\_\_\_
7. \_\_\_\_\_
8. \_\_\_\_\_

## 2.2 Task Sheet 2

### Exercise 1

数字を聞き取り、反復します。

Listen and repeat the numbers.

1	2	3	4	5	6	7	8	9	10	11	12	13	14	15	16	17	18	19	20
21	30	31	40	41	50	51	60	61	70	71	80	81	90	91	100	101			

### Exercise 2

以下の電話番号をどう言うか右側から選んでください:

Match these telephone numbers to how you say them:

- |            |                                     |
|------------|-------------------------------------|
| 1. 294587  | 1. two nine four, three eight seven |
| 2. 018369  | 2. eight eight oh, two one nine     |
| 3. 293487  | 3. oh one eight, three six nine     |
| 4. 880912  | 4. seven four oh, two three five    |
| 5. 081369  | 5. two nine four, five eight seven  |
| 6. 740235  | 6. eight eight oh, one nine two     |
| 7. 880192  | 7. two nine three, four eight seven |
| 8. 880219  | 8. oh eight one three six nine      |
| 9. 740253  | 9. eight eight oh nine one two      |
| 10. 294387 | 10. seven four oh two five three    |

### Exercise 3

便利なフレーズが以下に示されています。

Here are some useful phrases.

フレーズとその意味するものをマッチさせてください:

Match the phrases with their meaning:

ときあなたは何を言うか。

What do you say when:

- |   |                                       |
|---|---------------------------------------|
| 1) someone is speaking too fast         | a) Pardon?                            |
| 2) you don't hear                       | b) Can you speak more slowly, please? |
| 3) you want to write down a name        | c) Can you say that again, please?    |
| 4) you want someone to repeat something | d) Can you spell that again, please?  |



## 2.3 Task Sheet 3

## Exercise 1

質問に適切な回答を右から選んでください:

Look at these questions and match them to the correct answers:

- |                               |                             |
|-------------------------------|-----------------------------|
| 1. What's your first name?    | a. Scotland                 |
| 2. What's your surname?       | b. 0894736849343            |
| 3. What's your address?       | c. 554723                   |
| 4. What's your phone number?  | d. WN34 5TR                 |
| 5. What's your mobile number? | e. McDonald                 |
| 6. Where are you from?        | f. 23 Roberts Road, Windsor |
| 7. What's your postcode?      | g. Marie                    |

I joined MITAS because  
I wanted **real responsibility**

The Graduate Programme  
for Engineers and Geoscientists  
[www.discovermitas.com](http://www.discovermitas.com)



**Month 16**

I was a construction  
supervisor in  
the North Sea  
advising and  
helping foremen  
solve problems

Real work  
International opportunities  
Three work placements



 **MAERSK**

**Exercise 2**

以下の数字を見てください:

Look at these numbers:

thirteen	eighty seven	fifteen	thirty
two hundred and forty six	fifty	seventy eight	twenty four

正しい数字を下に記入してください:

Now write them next to the correct address:

1. 50 Castle Street \_\_\_\_\_
2. 30 Millbank Road \_\_\_\_\_
3. 13 West Street \_\_\_\_\_
4. 246 Grange Avenue \_\_\_\_\_
5. 15 Buckingham Drive \_\_\_\_\_
6. 24 Forest way \_\_\_\_\_
7. 78 Clifton Avenue \_\_\_\_\_
8. 87 Church Road \_\_\_\_\_

**Exercise 3**

以下の単語を並べ替えて、便利なフレーズが意味の通るものになるよう以下に記入してください

Reorder the words to spell the useful phrases. Write them below.

1. say please ? Can that you again \_\_\_\_\_
2. that please ? you spell Can \_\_\_\_\_
3. speak can more you Please slowly ? \_\_\_\_\_
4. don't sorry I understand I'm \_\_\_\_\_

**Well done, you have now finished the preparation for the speaking practice task.**

## 2.4 Task Sheet 4

### Out There Task

これから *Out There* 会話パートナーに自己紹介します。下準備に質問フォームやキーとなる語彙など、すでに練習してあります。

You are going to talk to your *Out There* conversation partners about yourself and ask them questions about themselves. You have practised the question forms and some key vocabulary in the preparation material.

**Out There** 会話パートナーに電話する前に:

#### Before you call your *Out There* conversation partners:

1. 以下のタスクを良く読んでください  
Read the task carefully.
2. 内容は理解できましたか? 分からない場合はもう一度読み直してください  
Do you understand it? If you do not, read it again.
3. パートナーに電話する準備はできましたか?  
Are you ready to call your partners?
4. 電話をかけて、自己紹介します  
“Hi, my name is [ここに自分の名前を挿入], I’m learning English, can I ask you some questions?”  
Call and introduce yourself:  
“Hi, my name is [insert your name here], I’m learning English, can I ask you some questions?”
5. ‘thank you’ と言ってから、タスクを開始します  
Say ‘thank you’... and begin the task.
6. パートナーの回答を書き取り、分からなかった語句やフレーズは「チャットボックス」を使う  
ようにパートナーにお願いすることを覚えておきましょう  
Remember to write your partners’ answers down and ask them to use the ‘chat’ box to spell words and phrases you don’t understand.
7. 会話は録音したり、あとで聞き返したりできます  
Remember you can record your conversations and listen to them again!

#### Ready?

*Out There* 会話パートナーに自己紹介します

Introduce yourself to your *Out There* conversation partners.

以下の質問を使って名前やその他の情報を聞き出します。可能であれば以下のスペースに回答を書き出してください。質問を繰り返して欲しいときは今回練習した便利なフレーズを使ってみましょう

Ask their names and other key information using the questions below. If possible, write down their answers in the spaces provided. Don’t forget the useful phrases you have learnt if you need the information repeated.

次に会話パートナーの話を聞き、質問に答えます

Then listen to your conversation partners and answer their questions.

What's your first name? \_\_\_\_\_

What's your surname? \_\_\_\_\_

What's your address? \_\_\_\_\_

What's your phone number? \_\_\_\_\_

What's your mobile number? \_\_\_\_\_

What's your postcode? \_\_\_\_\_

Where are you from? \_\_\_\_\_

**ie** business school

#1 EUROPEAN BUSINESS SCHOOL  
FINANCIAL TIMES 2013

#gobeyond

**MASTER IN MANAGEMENT**

**Because achieving your dreams is your greatest challenge.** IE Business School's Master in Management taught in English, Spanish or bilingually, trains young high performance professionals at the beginning of their career through an innovative and stimulating program that will help them reach their full potential.

- Choose your area of specialization.
- Customize your master through the different options offered.
- Global Immersion Weeks in locations such as London, Silicon Valley or Shanghai.

*Because you change, we change with you.*

www.ie.edu/master-management | mim.admissions@ie.edu |



## 2.5 Answer Key

### Task Sheet 1

1.

a h j k	b c d e g p t v	f l m n s x z	i y	o	q u w	r
------------------	--------------------------------------	---------------------------------	--------	---	-------------	---

2.

1. John Barker
2. Charles Fordham
3. Geoffrey Morgan
4. Yasmin Rendle
5. Leonard Wyeth
6. Rosemary Bazallegette
7. Joy Montgomery
8. Francis Kendal

### Task Sheet 2

1. 1. b   2. a   3. d   4. c  
 2. 1. e   2. c   3. g   4. i   5. h   6. d   7. f   8. b   9. j   10. a  
 3. 1. b   2. a   3. d   4. c

### Task Sheet 3

1. 1. g   2. e   3. f   4. c   5. b   6. a   7. d  
 2. 1. fifty   2. thirty   3. thirteen   4. two hundred and forty six   5. fifteen   6. twenty four  
 7. seventy eight   8. eighty seven  
 3. 1. Can you say that again, please?  
 2. Can you spell that, please?  
 3. Can you speak more slowly, please?  
 4. I'm sorry, I don't understand

# Lesson 3: 電話

Level 1	Topic	Aim	Language Focus	Skills
Lesson 3	電話 Telephoning	電話の基本を学び、メッセージを残したり、留守番電話や自動応答などを聞き分ける	頼みごとをする際の 'can' の使い方、電話特有の語彙	話、聞き取り

## 自習 (Self-study)

1. タスク・シート 1 を見てください。図と語句をマッチさせます。終わったら答え合わせしてください  
Look at Task Sheet 1. Match the words and the pictures. Then check your answers in the key.
2. 次にタスク・シート 2 を見てください。演習 1。録音を聞いて、正しい答えをクリックします。続いて演習 2 に進み、会話の空欄を埋めてください  
Now look at Task Sheet 2. Exercise 1. Listen and click on the correct answer. Then go to Exercise 2 and fill the gaps in the dialogues.
3. タスク・シート 3。演習 1 を見てください。a - f の中から、正しい表現を選択します。続いて演習 2 に進み、録音を聞いて、正しい答えをクリックします。続いて演習 3 に進み、録音を聞いて語句を空欄に正しく書き込みます  
Task Sheet 3. Look at Exercise 1. Choose the correct expression a - f. Then look at Exercise 2. Listen and click on the correct answer. Then go to Exercise 3. Listen again and put the words in the correct spaces.
4. タスク・シート 4。会話を聞いて復唱します。続いて演習 2 に進み、会話を正しい順序に並べ替えます  
Task Sheet 4. Listen and repeat the dialogue. Then go to Exercise 2 and put the dialogues in the correct order.
5. 次に *Out There* タスクに進んでください  
Now go to the *Out There* task.

## Out There

*Out There* 会話パートナーと電話による会話を練習するためのシナリオです

Act out some telephone conversation scenarios with your *Out There* conversation partner

3.1 Task Sheet 1

図と語句をマッチさせます。

Match the words and the pictures.


to dial	to hang up	to text	to hold on	to speak to	to answer	to take a message	a phone box	a mobile	answer phone
---------	------------	---------	------------	-------------	-----------	-------------------	-------------	----------	--------------



a. \_\_\_\_\_



f. \_\_\_\_\_



b. \_\_\_\_\_



g. \_\_\_\_\_



c. \_\_\_\_\_



h. \_\_\_\_\_



d. \_\_\_\_\_



i. \_\_\_\_\_



e. \_\_\_\_\_



j. \_\_\_\_\_

答え合わせしてください

Check your answer in the key.



## 3.2 Task Sheet 2

## True or False

正しい答えを選択してください

Select the right answer.

1.

a) "Hello. Can I speak to Bernie, please?"

"Sorry. He's not here at the moment"

"OK. Can you tell him Mark called. He's got my number"

"OK. Bye"

Mark speaks to Bernie

True or False?

b) "Hello. Is that Mark?"

"Yes, speaking"

"Hi. It's Bernie here. I got your message"

Mark speaks to Bernie

True or False?



**no.1**  
nine years  
in a row

Sweden  
Stockholm

## STUDY AT A TOP RANKED INTERNATIONAL BUSINESS SCHOOL

Reach your full potential at the Stockholm School of Economics, in one of the most innovative cities in the world. The School is ranked by the Financial Times as the number one business school in the Nordic and Baltic countries.

Visit us at [www.hhs.se](http://www.hhs.se)

STOCKHOLM SCHOOL  
OF ECONOMICS





c) 

take	calling	in	here
------	---------	----	------

“Hello. Is Sue ..... please?”

“Who’s .....?”

“It’s Jenny”

“Sorry. She’s not ..... right now. Can I ..... a message?”

“No, it’s OK. I’ll try again later”

d) 

can	message	ask	out
-----	---------	-----	-----

“Hi. .... I speak to Sue?”

“Is that Jenny? Sorry, she’s still .....”

“Right. Can you give her a.....? Can you ..... her to text me”

“Sure. Has she got your number?”

“Yes”

“OK. Bye”

録音を聞いて答えをチェックしてください

Listen to check your answers.



**#1**  
in eco-friendly  
attitude

**STUDY AT  
LINKÖPING UNIVERSITY, SWEDEN**  
RANKED AMONG TOP 50 UNIVERSITIES UNDER 50

Interested in Strategy and Management in International Organisations? Kick-start your career with a master's degree from Linköping University, Sweden.

→ **Click here!**

 **Linköping University**



## 3.3 Task Sheet 3

## 1. 最も適切な組み合わせを選んでください

Choose the best option.

- |                               |                            |
|-------------------------------|----------------------------|
| a) Can I speak to Bernie?     | I want to speak to Bernie. |
| b) I am Bernie.               | It's Bernie here.          |
| c) Who's calling?             | Who are you?               |
| d) I want to speak to Sue.    | Is Sue there?              |
| e) Can you tell her I called? | Can you say her called?    |
| f) Here is Jenny.             | Jenny speaking.            |

## 2. 録音を聞いて、適切なシチュエーションにチェック [✓] を入れてください

Listen and tick [✓] the correct situation.

- a) "Hi. This is Tony. I'm sorry I'm not here to answer your call. Please leave your message when you hear the tone and I'll call you back as soon as possible"

It's an answer phone. The number is not correct. 

- b) "The number you have dialled has not been recognised. Please hang up and try again"

It's an answer phone. The number is not correct. 

## 3. もう一度聞いて、空欄に正しい語句を入れて文を完成させてください

Listen again and join the words to the correct spaces.

message	leave	tone	call	answer
---------	-------	------	------	--------

- a) "Hi. This is Tony. I'm sorry I'm not here to..... your call. Please..... your ..... when you hear the ..... and I'll .....you back as soon as possible"

hang up	try	dialled	number
---------	-----	---------	--------

- b) "The ..... you have ..... has not been recognised. Please ..... and ..... again"

## 3.4 Task Sheet 4

## 1. 下を見てください

Look.

**Can I speak to Jodie?  
Is Jodie there?  
Is that Jodie?**

**Who's calling?**

**It's Nick ( here).  
Nick speaking.**

**I'm sorry, he's out.  
I'm sorry, he's not here.**

**Can I take a message?**

**Can you tell him to phone me?  
Can you ask him to text me?  
Can you give him a message?**

**It's about the train tickets.  
It's about the meeting.  
It's about my English lesson.  
It's about the cinema.**

録音を聞いて復唱します

Listen and repeat.

2. 会話文を正しい順序に並べ替えましょう:

Put the lines of the dialogues in the correct order:

- a) - Oh hi, Tom. It's Jane  
 - Hello.  
 - Speaking.  
 - Hello Can I speak to Tom?
- b) - Can I take a message?  
 - 483668  
 - No, I'm sorry. He's out. Who's calling?  
 - Hello. Is Richard there please?  
 - It's Alix
- c) - Has he got your number?  
 - Can you tell him Chris called. Can you ask him to text me.  
 - Yes  
 - Can I take a message?

録音を聞いて答えをチェックしてください

Listen and check your answers.

**Well done, you have now finished the preparation for the speaking practice task.**



"I studied English for 16 years but...  
 ...I finally learned to speak it in just six lessons"  
 Jane, Chinese architect

ENGLISH OUT THERE

Click to hear me talking before and after my unique course download



### 3.5 Task Sheet 5

#### Out There Task

これから *Out There* 会話パートナーに自己紹介します。下準備に質問フォームやキーとなる語彙など、すでに練習してあります。

You are going to act out some telephone conversation scenarios with your *Out There* conversation partners.

**Out There** 会話パートナーに電話する前に:

#### Before you call your *Out There* conversation partners:

1. 以下のタスクを良く読んでください  
Read the task carefully.
2. 内容は理解できましたか? 分からない場合はもう一度読み直してください  
Do you understand it? If you do not, read it again.
3. パートナーに電話する準備はできましたか?  
Are you ready to call your partners?
4. 電話をかけて、自己紹介します  
“Hi, my name is [ここに自分の名前を挿入], I’m learning English, can I ask you some questions?”  
Call and introduce yourself:  
“Hi, my name is [insert your name here], I’m learning English, can I ask you some questions?”
5. ‘thank you’ と言ってから、タスクを開始します  
Say ‘thank you’... and begin the task.
6. パートナーの回答を書き取り、分らなかった語句やフレーズは「チャットボックス」を使う  
ようにパートナーにお願いすることを覚えておきましょう  
Remember to write your partners’ answers down and ask them to use the ‘chat’ box to spell words and phrases you don’t understand.
7. 会話は録音したり、あとで聞き返したりできます  
Remember you can record your conversations and listen to them again!

*Out There* 会話パートナーに自己紹介します

Introduce yourself to your *Out There* conversation partners.

下の表と、これまで練習してきた英語を使って会話してみましょう。タスク・シート 4 を参照してください

Using the table below and the language you have been practising, have the conversations. Look at Task Sheet 4 to help you.



表をコピー＆ペーストし、以下の説明文を会話パートナーに知らせます(テキストメッセージでタスク開始前に送っておきましょう):

Copy the table and instructions below for conversation partners to follow (send via text message before you start the task):

**Ready?**

今から *Out There* 会話パートナーと電話による会話シナリオに基づいて演技します。

You are going to act out some telephone conversation scenarios with your *Out There* conversation partners.

Who	What about	Message
Martin	English lessons	text
Sandra	the cinema tonight	call
Charlotte	some CDs	try again later
Alex	the concert tickets	call on your mobile
Tom	homework	text

Excellent Economics and Business programmes at:



**university of groningen**




**“The perfect start of a successful, international career.”**

**CLICK HERE**  
to discover why both socially and academically the University of Groningen is one of the best places for a student to be

[www.rug.nl/feb/education](http://www.rug.nl/feb/education)



### 3.6 Answer Key

#### Task Sheet 1

a. to text; b. an answer phone; c. a phone box; d. to dial; e. to take a message; f. to hang up; g. a mobile;  
h. to speak to; i. to answer; j. to hold on

#### Task Sheet 2

1. a. False; b. True; c. False; d. False
2. a. speak; in; tell; called  
b. that; speaking; it's; got  
c. there; calling; in; take;  
d. can; out; message; ask

#### Task Sheet 3

1. a. Can I speak to Bernie?; b. It's Bernie here; c. Who's calling?;  
d. Is Sue there? e. Can you tell her I called; f. Jenny speaking
2. a. answer phone; b. the number is not correct
3. a. answer; leave; message; tone; call  
b. number; dialled; hang up; try

#### Task Sheet 4

2.
  - a) Hello.  
Hello. Can I speak to Tom?  
Speaking.  
Oh hi, Tom. It's Jane
  - b) 483668  
Hello. Is Richard there please?  
No, I'm sorry. He's out. Who's calling?  
It's Alix  
Can I take a message?
  - c) Can I take a message?  
Can you tell him Chris called. Can you ask him to text me.  
Has he got your number?  
Yes



# Lesson 4: 乗坐出租

Level 1	Topic	Aim	Language Focus	Skills
Lesson 4	タクシーに乗る Taking a taxi	タクシーを拾えるようにする、お金の勘定ができるようにする、空港を利用する	タクシー、空港で使う語彙、'can' を使った頼みごと、金銭	話、聞き取り

## 自習 (Self-study)

1. タスク・シート 1 を見てください。図と言葉をマッチさせます。終わったら答え合わせしてください。

Task Sheet 1. Match the words and the pictures. Then check your answers in the key.

2. 次にタスク・シート 2 を見てください。録音を聞いて、a)、b) またはc)の中から正しい答えをクリックしてください

Task Sheet 2. Listen to the dialogues and underline the correct answers a), b) or c).

3. タスク・シート3. 文の順序を並べ替えて意味の通る会話にします。録音を聞いて答え合わせしてください。もう一度聞き、今度は復唱します。

Task Sheet 3. Put the sentences in the correct order to make dialogues. Listen and check your answers. Then listen again and repeat the sentences.

4. タスク・シート4. 演習1を見てください。図と語句をマッチさせます。続いて演習 2 に進み、1 つの文当たり合計でいくらになるでしょうか? ボックスに答えを書き込みます。

Task Sheet 4. Go to Exercise 1. Match the words with the pictures. Then look at Exercise 2. How much is the total in each sentence? Write the answers in the boxes.

5. 次に *Out There* タスクに進んでください

Now go to the *Out There* task.

## Out There

*Out There* 会話パートナーと会話を練習します


Practise some dialogues with your *Out There* conversation partners

4.1 Task Sheet 1

図と語句をマッチさせます

Match the words and the pictures.


- |                |                    |                        |                |
|----------------|--------------------|------------------------|----------------|
| 1. a taxi rank | 2. a receipt       | 3. the airport         | 4. the station |
| 5. the fare    | 6. the city centre | 7. Departures          |                |
| 8. Arrivals    | 9. Check-In        | 10. the Duty Free shop |                |




a.




f.



b.




g.



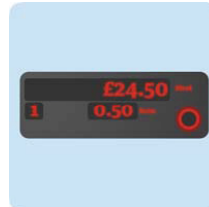
c.



h.



d.



i.



e.



j.


図と語句をマッチさせます

Check your answers in the key.


## 4.2 Task Sheet 2

図を見て会話を聞き、正しい答えを選択してください

Look at the pictures, listen to the dialogues and underline the correct answers.




1. Where's the taxi rank?  
 a) at the station  
 b) in the city centre  
 c) at the airport



2. Where does she want to go?  
 a) the station  
 b) the city centre  
 c) the airport



3. How much does it cost to the hotel?  
 a) £5.60  
 b) £6.60  
 c) £6.50



4. What's the fare?  
 a) £9.00  
 b) £19  
 c) £9.90

### 4.3 Task Sheet 3

会話を正しい順序に並べ替えてください

Put the lines of the dialogues in the correct order.

1. - There's a taxi rank in the city centre, opposite the cinema.  
- Excuse me. Where can I get a taxi?  
- Thanks.
  
2. - The airport.  
- Certainly? Where would you like to go?  
- OK. Just a minute.  
- Excuse me, can you get me a taxi, please?
  
3. - George Hotel? This time of day? About £6.50.  
- Can you take me to the George Hotel – what's the fare, more or less?  
- Where to?
  
4. - £9.90  
- Can I have a receipt?  
- How much is that?  
- Sure. Here you are.

録音を聞いて答え合わせしてください

Listen and check your answers.

再度聞いて、復唱します

Listen and repeat.

4.4 Task Sheet 4

例えば:


Look:

Exercise 1

どのコインがいくらか当ててください

Match the word to the correct coin.

one pound	two pounds	fifty p	twenty p	ten p	five p	two p	one p
-----------	------------	---------	----------	-------	--------	-------	-------



良く聞いて、言葉を繰り返してください

Listen and repeat the words.

Exercise 2

いくらになるでしょうか?まず口に出して言ってから、紙に書きます

How much is this? First say your answer, then write it.

1. £1 + £2 + 50 + 5		
2. £5 + 20 + 5		
3. £2 + £1 + 50 + 20 + 2 + 2 + 1		
4. £1 + 50 + 10 + 5		
5. £10 + £1 + 50 + 20 + 5		
6. £2 + £1 + £1 + 50 + 20 + 30		

Well done, you have now finished the preparation for the speaking practice task.

## 4.5 Task Sheet 5

## Out there Task


今から *Out There* 会話パートナーと対話を練習します。タクシー運転手のフリをするので、行きたい場所と運賃がどのくらいかかるのかを質問します。目的地に着いたら領収書をもらいますが、「移動中」にもできるだけ世間話するようにします。自習教材で使った表現を使うようにしてください。

You are going to practise some dialogues with your *Out There* conversation partners. They are going to pretend to be a taxi driver and you are going to tell them where you want to go and ask them how much it costs. You are also going to ask for a receipt at the end of the journey and have a general conversation with them during your “journey” if you can. Use the language you have been practising in the self-study material.

**Out There** 会話パートナーに電話する前に:

**Before you call your Out There conversation partners:**

1. 以下のタスクを良く読んでください  
Read the task carefully.
2. 内容は理解できましたか? 分からない場合はもう一度読み直してください  
Do you understand it? If you do not, read it again.
3. パートナーに電話する準備はできましたか?  
Are you ready to call your partners?



In the past four years we have drilled

# 89,000 km

That's more than **twice** around the world.

**Who are we?**  
We are the world's largest oilfield services company<sup>1</sup>. Working globally—often in remote and challenging locations—we invent, design, engineer, and apply technology to help our customers find and produce oil and gas safely.

**Who are we looking for?**  
Every year, we need thousands of graduates to begin dynamic careers in the following domains:

- Engineering, Research and Operations
- Geoscience and Petrotechnical
- Commercial and Business

**What will you be?**

[careers.slb.com](http://careers.slb.com)

**Schlumberger**

<sup>1</sup>Based on Fortune 500 ranking 2011. Copyright © 2015 Schlumberger. All rights reserved.



4. 電話をかけて、自己紹介します  
 “Hi, my name is [ここに自分の名前を挿入], I’m learning English, can I ask you some questions?”  
 Call and introduce yourself:  
 “Hi, my name is [insert your name here], I’m learning English, can I ask you some questions?”
5. ‘thank you’ と言ってから、タスクを開始します  
 Say ‘thank you’... and begin the task.
6. パートナーの回答を書き取り、分らなかった語句やフレーズは「チャットボックス」を使う  
 ようにパートナーをお願いすることを覚えておきましょう  
 Remember to write your partners’ answers down and ask them to use the ‘chat’ box to spell words and phrases you don’t understand.
7. 会話は録音したり、あとで聞き返したりできます  
 Remember you can record your conversations and listen to them again!

### Ready?

下記の場所に連れて行くために「タクシー運転手」を尋ねる

Ask the ‘taxi driver’ to take you to the places below:

*e.g. Hello/Good morning. Can I go to The King’s Hotel, please?*

- The King’s Hotel
- The Green Dragon Restaurant
- Cambridge Road
- The airport
- The railway station

以下の説明文をコピー & ペーストし、会話パートナーに知らせます(テキストメッセージでタスク開始前に送っておきましょう):

Copy instructions below for conversation partners to follow (send via text message before you start the task):

あなたは、いくつかの対話を実践しようとしている。あなたは、タクシーの運転手も、あなたの“旅”もしあなたができる間、彼らと一般的な会話を持っているふりをしようとしている。

You are going to practise some dialogues. You are going to pretend to be a taxi driver and have a general conversation with them during your “journey” if you can.

## 4.6 Answer Key

## Task Sheet 1

1 h; 2 f; 3 g; 4 c; 5 i; 6 j; 7 d; 8 a; 9 b; 10 e

## Task Sheet 2

1 b; 2 c; 3 c; 4 a

## Task Sheet 3

- Excuse me. Where can I get a taxi?
- There's a taxi rank in the city centre, opposite the cinema
- Thanks



**American online**  
**LIGS University**  
is currently enrolling in the  
Interactive Online **BBA, MBA, MSc,**  
**DBA and PhD** programs:

- ▶ enroll **by September 30th, 2014** and
- ▶ **save up to 16%** on the tuition!
- ▶ pay in 10 installments / 2 years
- ▶ Interactive Online education
- ▶ visit [www.ligsuniversity.com](http://www.ligsuniversity.com) to find out more!

**Note: LIGS University is not accredited by any nationally recognized accrediting agency listed by the US Secretary of Education. More info [here](#).**



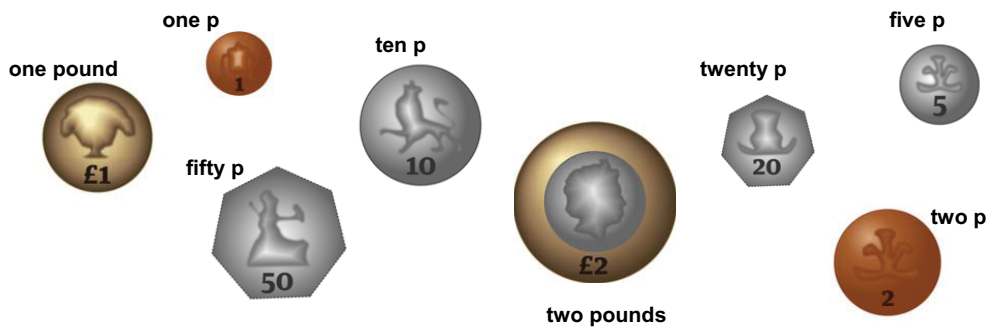


**Task sheet 3**

1. - Excuse me. Where can I get a taxi?  
 - There's a taxi rank in the city centre, opposite the cinema  
 - Thanks
2. - Excuse me, can you get me a taxi, please?  
 - Certainly? Where would you like to go?  
 - The airport.  
 - OK. Just a minute
3. - Where to?  
 - Can you take me to the George Hotel – what's the fare, more or less?  
 - George Hotel? This time of day? About £6.50
4. - How much is that?  
 - £9.90  
 - Can I have a receipt?  
 - Sure. Here you are

**Task Sheet 4**

1.



2.

1. £3.55
2. £5.25
3. £3.75
4. £1.65
5. £11.75
6. £4.80

# Lesson 5: 食べ物と飲み物

Level 1	Topic	Aim	Language Focus	Skills
Lesson 5	食べ物と飲み物 Food and drink	パブやカフェなどで軽食や飲み物を注文できるようにする	飲食に関する語彙、 'can' を使った頼みごと	話、聞き取り

## 自習 (Self-study)

1. タスク・シート 1 を見てください。図と語句をマッチさせます。終わったら答え合わせしてください

Look at Task Sheet 1. Match the pictures to the words. Then check your answers in the key.

2. 次にタスク・シート 2 を見てください。食べ物と飲み物に関する 16 語を探して、「食べ物」と「飲み物」の欄に記入してください。次にどの食べ物がどの動物から作られているかをマッチさせてください

Now look at Task Sheet 2. Find 16 words for foods and drinks and then write them in the correct column – Food or Drink. Then match the different foods with the animals they come from.

3. タスク・シート 3。メニューを見てから録音を聞いて、客が注文したものにチェックを入れてください

Task Sheet 3. Look at the menu. Then listen and tick what the customers order.

4. タスク・シート 4。録音を聞いて正しい順序に並べ替えてください。続いて台本を聞き、メニューのオーダーを練習します

Task Sheet 4. Listen and write the conversations in the correct order. Then listen to the prompts and practise ordering food and drink.

5. 録音を聞いて、それぞれいくらを書いてください

Listen and write down how much each item costs.

6. 次に *Out There* タスクに進んでください

Now go to the *Out There* task.

## Out There

*Out There* 会話パートナーと食事の注文を練習します

To practise ordering food and drink with your *Out There* conversation partners.

5.1 Task Sheet 1

Exercise 1


図と語句をマッチさせます

Match the picture to the words.

- |                              |                      |                |                      |
|------------------------------|----------------------|----------------|----------------------|
| 1. a burger and chips        | 2. a cup of coffee   | 3. ice cream   | 4. orange juice      |
| 5. a cup of tea              | 6. a cheese sandwich | 7. tomato soup | 8. a bottle of water |
| 9. a piece of chocolate cake | 10. fish and chips   |                |                      |



a. \_\_\_\_\_




f. \_\_\_\_\_



b. \_\_\_\_\_



g. \_\_\_\_\_




c. \_\_\_\_\_



h. \_\_\_\_\_



d. \_\_\_\_\_



i. \_\_\_\_\_



e. \_\_\_\_\_



j. \_\_\_\_\_

答え合わせしてください。もう一度聞き、復唱します

Check your answers in the key. Listen and repeat.

5.2 Task Sheet 2

Exercise 1

食べ物と飲み物が挙げられています。どれが飲み物でどれが食べ物でしょうか？

Here are some more things you eat and drink. Can you separate them?

coke pizzabeer milk lasagna salad sausage somelette pasta lemonade fruit rice eggs beans lager peas

食べ物は Food に、飲み物は Drink に記入してください

Now put them in the food or drink columns:

Food	Drink

.....Alcatel-Lucent

www.alcatel-lucent.com/careers

What if  
you could  
build your  
future and  
create the  
future?







One generation's transformation is the next's status quo. In the near future, people may soon think it's strange that devices ever had to be "plugged in." To obtain that status, there needs to be "The Shift".









2. どの食べ物がどの動物由来か、動物の絵の上に食べ物を置いてください  
 Here are foods that come from animals. Put the food with the animal.

<b>steak</b>	<b>prawns</b>	<b>pork</b>	<b>cod</b>	<b>beef</b>
<b>chicken</b>	<b>lamb</b>	<b>ham</b>	<b>bacon</b>	<b>tuna</b>

					
---	---	---	---	--	---

	<p><i>Menu</i></p> <p><b><u>Soup of the Day</u></b>                  Tomato</p> <p><b><u>Sandwiches</u></b>                  Cheese                  Ham                  Tuna and mayonnaise                  Bacon, lettuce, tomato                  Prawn and mayonnaise                  Chicken salad</p> <p><b><u>Hot dishes</u></b>                  Burger and chips                  Omelette and chips                  Cod and chips                  Spaghetti                  Bacon, egg, sausage, tomato</p> <p><b><u>Drinks</u></b>                  Coke                  Pepsi                  Mineral water                  Tea                  Coffee                  Hot chocolate</p> <p><b><u>Desserts</u></b>                  Ice cream                  Fruit salad                  Chocolate cake                  Rice pudding</p>	
		
		

録音を聞いてください。客は何を注文したでしょうか？

Listen. What do the customers order?

- a) \_\_\_\_\_
- b) \_\_\_\_\_
- c) \_\_\_\_\_
- d) \_\_\_\_\_
- e) \_\_\_\_\_
- f) \_\_\_\_\_

### 5.4 Task Sheet 4

#### Exercise 1

もう一度聞いて、文を正しい順に並べ替えます

Listen again and put the sentences in order.

1. “Er...yes, a Coke please”  
 “Anything else?”  
 “I’ll have tomato soup, please and a burger and chips”  
 “Good afternoon. What would you like?”

---



---



---



---



**Join the best at  
 the Maastricht University  
 School of Business and  
 Economics!**

#### Top master’s programmes

- 33<sup>rd</sup> place Financial Times worldwide ranking: MSc International Business
- 1<sup>st</sup> place: MSc International Business
- 1<sup>st</sup> place: MSc Financial Economics
- 2<sup>nd</sup> place: MSc Management of Learning
- 2<sup>nd</sup> place: MSc Economics
- 2<sup>nd</sup> place: MSc Econometrics and Operations Research
- 2<sup>nd</sup> place: MSc Global Supply Chain Management and Change

Sources: Keuzegids Master ranking 2013; Elsevier ‘Beste Studies’ ranking 2012; Financial Times Global Masters in Management ranking 2012

**Maastricht University is the best specialist university in the Netherlands**  
 (Elsevier)

**Visit us and find out why we are the best!**  
**Master’s Open Day: 22 February 2014**

[www.mastersopenday.nl](http://www.mastersopenday.nl)



2. “Yes thanks”

“Is that all?”

“Can I have a cheese sandwich and a piece of chocolate cake”

“Hi there – what can I get you?”

“Yes, I’ll have a cup of tea, please?”

“Anything to drink?”

---

---

---

---

---

---

### Exercise 2

注文するときには以下のフレーズを使います

To say what you want, ask:

**‘Can I have ..... please?’ or ‘I’ll have...please.’**

録音を聞いて、聞こえた飲み物と食べ物を注文します

Listen and ask for the food and drink you hear.

Prompts:

1. a cup of tea
2. a tuna sandwich
3. a bottle of water

4. a cup of coffee
5. steak and chips
6. a beer

7. a glass of milk
8. a bacon sandwich
9. some chocolate ice cream



5.5 Task Sheet 5

Exercise 1



録音を聞いて復唱します  
Listen and repeat.

Exercise 2

以下のことを質問してください。聞くときに忘れずに ‘Can I have...please’ or ‘I’ll have....please’ と言ってから値段を聞きます。録音を聞いて、値段を記入してください

Ask for these things. Remember to say ‘Can I have...please’ or ‘I’ll have...please’ and then ask the price. Listen and write down how much it costs.

- 1. a ham sandwich \_\_\_\_\_
- 2. a burger \_\_\_\_\_
- 3. sausage, egg and chips \_\_\_\_\_
- 4. a cheese salad \_\_\_\_\_
- 5. a piece of chocolate cake \_\_\_\_\_
- 6. a beer \_\_\_\_\_

**Well done, you have now finished the preparation for the speaking practice task.**



## 5.6 Task Sheet 6

### Out There Task

あなたは今カフェにいて、飲み物と何か食べるものを注文しようとしています。メニューはこれです。あなたの会話パートナーはウェイターです。支払いも忘れずに!

(合計いくらになったかを書いてください)

You're in a cafe and want to order something to eat and drink. Here's the menu. Your conversation partner is the 'waiter'. Don't forget to pay! (Write down how much it costs).

**Out There** 会話パートナーに電話する前に:

**Before you call your Out There conversation partners:**

1. 以下のタスクを良く読んでください  
Read the task carefully.
2. 内容は理解できましたか? 分からない場合はもう一度読み直してください  
Do you understand it? If you do not, read it again.
3. パートナーに電話する準備はできましたか?  
Are you ready to call your partners?
4. 電話をかけて、自己紹介します  
"Hi, my name is [ここに自分の名前を挿入], I'm learning English, can I ask you some questions?"  
Call and introduce yourself:  
"Hi, my name is [insert your name here], I'm learning English, can I ask you some questions?"
5. 'thank you' と言ってから、タスクを開始します  
Say 'thank you'... and begin the task.
6. パートナーの回答を書き取り、分からなかった語句やフレーズは「チャットボックス」を使うようにパートナーにお願いすることを覚えておきましょう  
Remember to write your partners' answers down and ask them to use the 'chat' box to spell words and phrases you don't understand.
7. 会話は録音したり、あとで聞き返したりできます  
Remember you can record your conversations and listen to them again!

### Ready?

Menuと説明文をコピー＆ペーストし、会話パートナーに知らせます(テキストメッセージでタスク開始前に送っておきましょう):

Copy Task Sheet 3 Menu and instructions for conversation partners to follow (send via text message before you start the task):

あなたはウェイターのふりをしようとしている。

You are going to pretend to be a waiter.

## 5.7 Answer Key

### Task Sheet 1

1. i; 2. e; 3. g; 4. b; 5. h; 6. c; 7. f; 8. j; 9. d; 10. a

### Task Sheet 2

Food:	Drink:
pizza	coke
lasagne	beer
salad	milk
sausages	lemonade
omelette	lager
pasta	
fruit	
rice	
eggs	
beans	
peas	



**> Apply now**

REDEFINE YOUR FUTURE  
**AXA GLOBAL GRADUATE PROGRAM 2015**

redefining / standards 

agence cdg © Photonostop



Click on the ad to read more

2.

<b>Pig</b>	<b>Cow</b>	<b>Fish</b>	<b>Hen</b>	<b>Sheep</b>	<b>Shrimp</b>
ham	beef	tuna	chicken	lamb	prawns
bacon	steak	cod			
pork					

**Task Sheet 3**

- a) tomato soup; b) burger and chips; c) Coke; d) a cheese sandwich  
e) a piece of chocolate cake; f) a cup of tea

**Task Sheet 4**

- “Good afternoon. What would you like?”  
 “I’ll have tomato soup, please and a burger and chips”  
 “Anything else?”  
 “Er...yes, a Coke please”
- “Hi there – what can I get you?”  
 “Can I have a cheese sandwich and a piece of chocolate cake?”  
 “Anything to drink?”  
 “Yes, I’ll have a cup of tea, please?”  
 “Is that all?”  
 “Yes thanks”

**Task Sheet 5**

1. £1.85; 2. £1.50; 3. £2.75; 4. £1.99; 5. 90 p; 6. £2.35

You can buy and download the full course of 20 lessons from the website of the tiny innovative company for just £5 here:

<http://englishoutthere.com/japanese-student-courses/beginner-course-japanese>