

The A to Z of Presentations

Eric Garner



Download free books at

bookboon.com

Eric Garner

The A to Z of Presentations

The A to Z of Presentations

© 2012 Eric Garner & bookboon.com

ISBN 978-87-403-0054-3

Contents

Preface	9
1 Accents	10
2 Aikido, intellectual	10
3 Alert Stance, an	10
4 Analogy	10
5 Anaphora	11
6 Appearance in Presentation	11
7 Articulation	11
8 Attention Spans	12
9 Audience Types	12
10 Audience, winning an	12
11 Audiences, difficult	13
12 Breathing	13
13 Colours on a Chart	13
14 Commanding Walk, a	14
15 Commentating	14
16 Confidence	15

www.sylvania.com

**We do not reinvent
the wheel we reinvent
light.**

Fascinating lighting offers an infinite spectrum of possibilities: Innovative technologies and new markets provide both opportunities and challenges. An environment in which your expertise is in high demand. Enjoy the supportive working atmosphere within our global group and benefit from international career paths. Implement sustainable ideas in close cooperation with other specialists and contribute to influencing our future. Come and join us in reinventing light every day.

Light is OSRAM

**OSRAM
SYLVANIA**

17	Controlled Hands	15
18	Conviction Graph, the	15
19	Core Statement, the	16
20	Creative Pause, the	16
21	Cue Cards	16
22	Difficult Audiences	17
23	Difficult Questions	17
24	Definitely Definitions I	18
25	Definitely Definitions II	18
26	Donkeys' Tails Quiz I	19
27	Donkeys' Tails Quiz II	20
28	Emphasis	21
29	Endings	21
30	Enthusiasm	22
31	Enunciation	22
32	Eye Warmth	22
33	Fears, the ten worst human	23
34	First Impressions Last	23
35	Flipcharts	23
36	Fill in the Blank Quiz I	24



Discover the truth at www.deloitte.ca/careers

Deloitte.

© Deloitte & Touche LLP and affiliated entities.



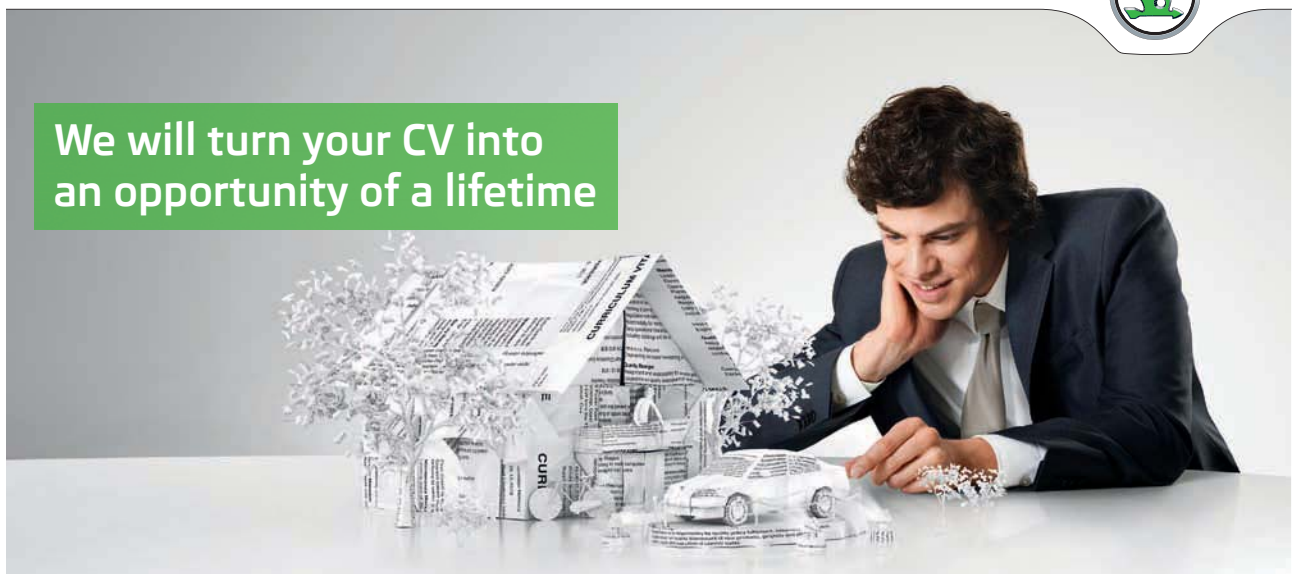
37	Fill in the Blank Quiz II	24
38	Gestures, meaningful	26
39	Hand Positions	26
40	Inflection	26
41	Information, gathering	26
42	Jokes	27
44	Lead Them	27
45	Leading an Audience	27
46	Lists and Checklists	28
47	Mantras	29
48	Middles of Presentations	29
49	Mnemonics in Presentations	29
49	Multiple Choice Quiz	30
50	Narratives	32
51	Natural Smiles	32
52	Nerves	33
53	Numbers	33
54	The Numbers Game	34
55	Openers, formal presentation	34
56	Openers, impact	35

SIMPLY CLEVER

ŠKODA



We will turn your CV into an opportunity of a lifetime



Do you like cars? Would you like to be a part of a successful brand? We will appreciate and reward both your enthusiasm and talent. Send us your CV. You will be surprised where it can take you.

Send us your CV on www.employerforlife.com



57	Opening Techniques	35
58	Overheads	36
59	Pace, speaking	36
60	Pauses	36
61	Persuasion, the 5 P's of	36
62	Persuasive Words, the 12 most	37
63	Phrasing	37
64	Pitch	38
65	Planting	39
66	Presentation Style	39
67	Presentation Techniques	39
68	Presentation, a definition of	40
69	Presentation, preparing a	40
70	Presentations, business	40
71	Presentations, effective	41
72	Prior Knowledge	42
73	Questions, difficult	42
74	Rapport, losing	42
76	Resonance, voice	43
77	Seating Styles	43

I joined MITAS because
I wanted **real responsibility**

The Graduate Programme
for Engineers and Geoscientists
www.discovermitas.com



Real work
International opportunities
Three work placements



Month 16
I was a construction
supervisor in
the North Sea
advising and
helping foremen
solve problems





78	Show Don't Just Tell	44
79	Signposting	44
80	Tone	45
81	True or False? Quiz I	45
82	True or False? Quiz II	45
83	Under Starter's Orders	46
84	Visuals	46
85	Voice, using the	46
86	Volume	47
87	Wall Push, the	48
88	Word Lists	48
89	Writing and Speaking	48
91	Presentation Skills: Answers To Quiz Questions 02	49

ie business school

#1 EUROPEAN BUSINESS SCHOOL
FINANCIAL TIMES 2013

#gobeyond

MASTER IN MANAGEMENT

Because achieving your dreams is your greatest challenge. IE Business School's Master in Management taught in English, Spanish or bilingually, trains young high performance professionals at the beginning of their career through an innovative and stimulating program that will help them reach their full potential.

- Choose your area of specialization.
- Customize your master through the different options offered.
- Global Immersion Weeks in locations such as London, Silicon Valley or Shanghai.

Because you change, we change with you.

www.ie.edu/master-management | mim.admissions@ie.edu |



Preface

Introduction to “The A to Z of Presentations”

This book will give everything you need to become a professional presenter. Whether you are giving a presentation to an important client, trying to win business from a valued customer, selling an idea to your board of senior executives, or making a farewell speech to a retiring colleague, this “A to Z...” will help you come across as someone who is knowledgeable, skilled, and enthusiastic. Ex-President Ford of the United States of America once said that being able to talk in front of an audience was the most important skill he wished he'd learnt and would have gone back to college if he could have mastered it. You don't have to. The answers are all in this book.

Profile of Author Eric Garner

Eric Garner is an experienced management trainer with a knack for bringing the best out of individuals and teams. Eric founded ManageTrainLearn in 1995 as a corporate training company in the UK specialising in the 20 skills that people need for professional and personal success today. Since 2002, as part of KSA Training Ltd, ManageTrainLearn has been a major player in the e-learning market. Eric has a simple mission: to turn ManageTrainLearn into the best company in the world for producing and delivering quality online management products.

Profile of ManageTrainLearn

ManageTrainLearn is one of the top companies on the Internet for management training products, materials, and resources. Products range from training course plans to online courses, manuals to teambuilder exercises, mobile management apps to one-page skill summaries and a whole lot more. Whether you're a manager, trainer, or learner, you'll find just what you need at ManageTrainLearn to skyrocket your professional and personal success.

<http://www.managetrainlearn.com>

1 Accents

In our more open and egalitarian times, regional dialects and accents are no longer regarded as an indication of breeding, education and background. They may even be regarded as an asset.

It is more likely you will be treated with suspicion if you put on a false accent. People may believe you are trying to be someone you are not. So have confidence in the natural sounds and tones of your own regional accent without hiding it.

When they were recruiting sales staff, First Direct, a telephone access bank, gave priority to applicants with Yorkshire vowels after a survey showed that the flat homely sounds of Bradford, Halifax and Wakefield inspired an image of trustworthiness and friendly professionalism.

2 Aikido, intellectual

“Aikido” is a Japanese martial art that uses an opponent’s strength to increase your own strength. It is a way of going with, not against, others. We can use a form of intellectual aikido to charm an audience.

Not: “I know some of you think this could be a waste of money, but you’re wrong...”

But: “I know some of you think this could be a waste of money and you’re absolutely right! The easiest thing in the world is to under-utilise our products. That’s why we have an intensive training, back-up and after-sales service...”

3 Alert Stance, an

You should stand to give a speech. Standing is an accepted convention of speech-making but also has the practical value of enabling everyone to see you. It also makes you look in command.

Think of having a spot which is your home base. This is where you will start and always return if you move about. Your basic stance should be the “ready” position, known in martial arts as the “judoka” position. This is a stance in which your feet are 18” apart (shoulder-width), pointing slightly outward, with your weight on the balls of your feet. There should be a slight relaxation at the knees, your neck and shoulders should be free of tension and your head should feel as if it is suspended from a gossamer thread from a ceiling.

The basic stance looks ready and relaxed and allows you to make any necessary move easily and smoothly.

4 Analogy

An analogy is a descriptive way of describing one concept by reference to another. It is what stories do when making a point.

One of the most memorable analogies was used by a guest speaker at a NASA Space conference. The conference was looking back on the Apollo moon expeditions of the 1960’s and 70’s and what could be learnt from them. The speaker ended his presentation with this analogy:

“Some weeks after the Moon programme came to a close, I was driving away from the press room at the Houston centre when this dog came running up to my car. I pulled the car up, stopped and looked outside. What did I see? The dog taking a pee on my front nearside wheel. Then when he had made his mark, he sidled off and disappeared. As I drove away, I suddenly realised that that was exactly what we had done, we human beings. We’d wanted to leave our mark. We’d gone to the Moon and peed on it.”

5 Anaphora

An “anaphora” - from the Greek word for a reference - is an orator’s device for repeating the same words in a list. It is a favourite of politicians, for example, Churchill’s rallying wartime call: “We shall fight them on the beaches; we shall fight them on the land; we shall fight them in the air.”

Curiously, anaphora works best with odd numbers, such as a list of three, five or seven items. It may be that a list of odd numbers appears less finished than even numbers and so stays longer in our memories.

“There are three parts to my talk: the problem, the possibilities, the solution.”

“Remember: the context of the talk, the content of the agenda, and the contact with the listeners.”

“We can make progress; we can pull together; we can succeed.”

6 Appearance in Presentation

A whole industry has grown up based on personal image management. The rich, famous and popular employ style consultants to tell them how to look, what to wear and even how to change their appearance. We live in a visual and televisual age when what we see is what we believe.

Much the same is true of those who present before a live audience. The first impression an audience gets of a speaker is what they look like. We expect congruence: if a speaker wants us to believe in their ideas or products, we expect them to dress the part and look the part too.

The rule is to dress as best you can and appropriately, showing respect to your audience and a humble recognition that while you are speaking, you are on show.

7 Articulation

Articulation is a form of gymnastics between the tip of the tongue, the teeth and the lips. If your audience hears “50%” when you pronounced a gabbled “15%”, it could make a big difference to the meaning of your presentation! Similar confusion can arise if you do not distinguish between “m” and “n”, between “f” and “s” or the last parts of words.

Loosening up with exercises and tongue-twisters is good preparation before a presentation. You could try each of these six times:

The Leith police dismisseth us.

She sells sea shells on the sea-shore.

Red leather, yellow leather.

Many men have many minds.

Gig whip (said quickly)

8 Attention Spans

Research indicates that most people's attention spans start to decline after about 17 minutes of non-stop listening. Research also shows that attention is higher at the start and end of a talk than in the middle.

This means that you should time a once-off presentation to last no more than about 20 minutes. If your subject requires you to speak longer, think of using suitable breaks, intervals or a change of pace and style.

“No one can say just how long a message should be, but you rarely hear complaints about a speech being too short. The amateur worries about what he is going to put in his speech. The expert worries about what he should leave out. An artistic performance is concentrated, has a central focus.” (Edgar Dale)

9 Audience Types

While every person in a business audience is different, marketing agencies suggest there are four main types of business audience. These are known as expressives, analyticals, amiables and drivers.

- **drivers** Busy people, they will want you to start and finish on time. They are interested in the bottom line.
- **expressives** Expressives warm to style and feeling. They want to feel good about your talk.
- **amiables** Amiables enjoy the chance for social interaction with you and others. They find it hard to sit quiet.
- **analyticals** Critics and cross-examiners, analyticals will only tune in to your arguments and facts.

10 Audience, winning an

The main purpose of a presentation is to win an audience over to your views, whether they are facts, opinions or interpretations of facts and opinions.

You can only do this by one or a combination of the following:

1. focus on meeting their needs
2. charm them by your manner and manners
3. be distinct and memorable
4. provide an attention-grabbing idea

5. reassure them that there are minimal risks in what you propose
6. keep them interested
7. work to a plan which the audience can follow
8. lead them to where you want to take them
9. be yourself and naturally confident.

11 Audiences, difficult

If you allow interruptions, questions and audience participation, you will sooner or later face difficult audiences.

While difficult audiences may annoy you, you must treat them all with tact, courtesy and deference.

If you're clever, you can even turn their tactics to your advantage; a difficult audience is, after all, an interested audience. On no account should you argue, lose control or let others spoil your presentation for you.

One consolation is that no harm should come to you, even if you fail to win over a difficult audience. In the days of Demosthenes, (384 -324BC), the Athenians would put any orators who displeased them to death.

12 Breathing

Breathing exercises before a presentation ensure that you are calm and relaxed when you begin to speak.

There are a number of good breathing exercises, ranging from simply becoming aware of your breathing to meditation. This simple exercise can be carried out anywhere: Find a quiet place where you can be undisturbed. Stand still and feel the ground beneath your feet. Imagine yourself suspended by a thread connected to the crown of your head. Let your neck and shoulders relax. Bend your knees a little. Bring the thumb and forefingers of both hands together and turn the palms upwards. Close your eyes. Now just listen to yourself breathing and allow any thoughts to wander in and out of your mind at will. Feel at ease and if you feel hurried, tell yourself there is no rush. Slow your breathing. In your own time, come back.

13 Colours on a Chart

Colours on a flipchart or overhead can convey different shades of meaning, whether they are used in graphics or text.

- **Red = urgent;**
- **Blue = traditional, factual;**
- **Green = relaxed, future-oriented;**
- **Yellow = light-hearted;**
- **Orange = active, assertive;**
- **Black = serious;**
- **Brown = earthy;**
- **Violet = luxurious;**
- **Pink = soft.**

14 Commanding Walk, a

When you are invited to speak, your walk to the front can immediately send messages to the audience of what's going on in your mind.

A hurried or fumbling gait will reveal your nerves, whereas a practised walk at slightly slower than normal speed will show you are confident and not in a rush.

When a prize fighter walks to the ring and back from it, the champions, whether winners or not, always move at a defiantly slow pace.

When you take up your position in front of an audience, get a feel for the right distance. You will be able to mark out your territory, they will have theirs. Don't over-step the boundary line until you have built enough rapport and it is safe to do so.

15 Commentating

Commentating is similar to signposting and invaluable when showing visual aids. You commentate by presenting facts and views and then adding comments by way of explanation, asides and clarification.

This is how you might commentate on your speech while reading from an overhead:

"4,000 homes were burgled in this region last year.



no.1
nine years
in a row

**STUDY AT A TOP RANKED
INTERNATIONAL BUSINESS SCHOOL**

Reach your full potential at the Stockholm School of Economics, in one of the most innovative cities in the world. The School is ranked by the Financial Times as the number one business school in the Nordic and Baltic countries.

Visit us at www.hhs.se

STOCKHOLM SCHOOL
OF ECONOMICS

(To give you an idea what that means that's 1 in 8 of the population around here.)

The amount of property stolen was £5 million.

(Well, most people will only ever earn a fifth of that in a whole lifetime if they're lucky.)”

Commentating can be done by ad-libbing. Well-rehearsed presenters prepare and present their ad-libs as if they were spontaneous.

16 Confidence

You become confident when you relax and can access the rich store of knowledge that is unique to you.

Confidence means feeling at one with others, knowing that you're in this together and the only outcome is “I'm going to win and so are you.”

You can switch on confidence by practising poise, the ability to feel at home wherever you are.

Confident people are well-prepared but not so much that they lose the spark of spontaneity.

When you're confident, you speak 15% louder than normal.

Confident people avoid doubts, self-criticism, and worry about the impression they're making because they see themselves as able, acceptable, wanted and loved.

17 Controlled Hands

The hands are the body parts that are the most difficult to control during a presentation. There is a tendency to make repeated gestures, nervous gestures and silly gestures, often without being aware of it. The audience, however, will not only notice, but may become transfixed by it, to the detriment of your talk.

The solution to what to do with your hands is to hold onto something with one hand and make occasional controlled gestures with the other hand. You can hold a lectern, the table, a pen, your notes, a pointer, anything which looks natural.

In time and with practice, you may be able to control the movement of your hands without any artificial aid.”

18 Conviction Graph, the

To convince people about an idea, a product or service, you need to give them enough information to make up their minds and enough time and space to let them convince themselves.

This means finding the right balance between talking and staying quiet. If you miss the moment to stop and you continue to talk, you risk over-kill; if you stop too soon, they may not have enough information to go on.

The conviction graph is a diagram you can devise which shows you at what point in your presentation you should stop talking and let the audience convince themselves.

“Stand up to be seen; speak up to be heard; shut up to be liked.”

19 Core Statement, the

The core statement is the first thing you should write out and check with your sponsor or the person who has asked you to speak.

The core statement is a summary of the purpose of your presentation and serves as a reminder throughout your planning of what is important.

The statement consists of the title, subject and purpose and who the presentation is intended for. For example:

Title: Belt up!

Subject: Car safety for passengers

Purpose: To explain the current laws on wearing rear seat safety belts in cars.

Audience: A mixed group of 8-year-old schoolchildren.

20 Creative Pause, the

Some of the best moments in a speech are, surprisingly, those moments when you stop. Knowing when to stop is the art of the creative pause. It can work for you in a number of ways:

- to tease the audience, perhaps after a provocative question
“I bet you’d like to know how you could make a million...”
- to pause before the punchline of a joke
- to wait for an audience to settle after laughter or a general discussion
- to give the audience time to think (for example, when looking at a new overhead)
- to show you’re in total control by holding the pause just slightly longer than you need to.

21 Cue Cards

Cue cards are the reminder cards which prompt you through your speech. They can either be cues for a speech which you have learnt by heart or cues for a speech which you know well enough to deliver off-the-cuff. Cues should be “fast food for the eyes”; in other words, easy to digest.

- use a numbered sequence so that you can put the cards in the right order
- write the main points clearly and visibly so that they stand out

- summarise each main point
- use a diagram, flow chart, numerical sequence, or some other memorable pattern
- put important points in colour, bold, underlines, capitals
- indicate where you will use visual aids
- dog-ear the lower right corner so that you can turn over the page easily.

22 Difficult Audiences

If you allow interruptions, questions and audience participation, you will sooner or later face difficult audiences.

While difficult audiences may annoy you, you must treat them all with tact, courtesy and deference.

If you're clever, you can even turn their tactics to your advantage; a difficult audience is, after all, an interested audience. On no account should you argue, lose control or let others spoil your presentation for you.

One consolation is that no harm should come to you, even if you fail to win over a difficult audience. In the days of Demosthenes, (384 -324BC), the Athenians would put any orators who displeased them to death.

23 Difficult Questions

Questions from the floor may or may not enhance your presentation depending on the subject and your audience. If you do decide to take questions, you may need to field four different question types. These are set to trap you:



#1
in eco-friendly
attitude

**STUDY AT
LINKÖPING UNIVERSITY, SWEDEN**
RANKED AMONG TOP 50 UNIVERSITIES UNDER 50

Interested in Strategy and Management in International Organisations? Kick-start your career with a master's degree from Linköping University, Sweden.

→ **Click here!**

 **Linköping University**

1. The test question to find out how much you know.
“What evidence do you have for making these claims?”
2. The show-off question in which the questioner wants to show how clever they are.
3. The defensive question which may reveal that someone feels under threat, eg “How do you know this’ll work?” (= I’m scared if it does)
4. The concealed objection, which is a way of challenging you, eg “Why is the price so high?”

24 Definitely Definitions I

Put the following definitions against the right boxes below: *Analogy, Anaphora, Phrasing, Roasting, Logorophilia, Commentating, Signposting, Randomity deprivation syndrome, Pitch, Logorophobia.*

1. Fear of public speaking.
2. Love of public speaking.
3. Boredom.
4. Letting the audience know what is coming next.
5. Presenting facts to the audience and then adding comments by way of explanation.
6. Making humorous jokes about people in the audience without offending them.
7. An oratorical device for repeating words and phrases, usually an odd number of times.
8. A descriptive way of describing one idea by reference to what it’s like.
9. The degree of acuteness in the voice.
10. Breaking a sentence down into individual pieces of meaning.

25 Definitely Definitions II

Put the following definitions against the right boxes below: *Planting, Poise, The Napoleon stance, Mnemonics, Low periphery movement, Articulation, Analyticals, Resonance, Village-style seating, Sweeping the audience.*

1. The feeling of being comfortable in a strange situation.
2. Audience types who focus on your arguments and facts.
3. Memorable sequences that guide your audience through the main part of your talk.

4. Arranging the audience in small groups where they can work together.
5. Placing information in front of an audience, often by way of a question, which you then proceed to answer.
6. The rich sound made when your voice reverberates in the spaces inside you.
7. The clarity of expression made when you pronounce each word correctly.
8. Moving your eyes from one side of the room to the other and looking at everyone as you go.
9. An oratorical position with one hand inside your jacket.
10. Making few facial expressions, gestures, or feet movements.

26 Donkeys' Tails Quiz I

To do the Donkeys' Tails quiz, match the correct "tail" on the right to the correct "donkey" on the left.

1. They expect a professional presentation...	A...they never have a good answer? (Walter J.Kennevan)
2. It takes one hour of preparation time...	B...places himself at the level of the person who cannot think. (Pericles)
3. Why is it that when people say "That's a good question"...	C...shut up to be liked. (Anon)
4. A person who can think but cannot express what he thinks...	D...so they expect to see a professional. (Wess Roberts)
5. Stand up to be seen, speak up to be heard,...	E...for one minute of presentation time. (Wayne Burgraff)

27 Donkeys' Tails Quiz II

To do the Donkeys' Tails quiz, match the correct "tail" on the right to the correct "donkey" on the left.

6. To persuade an audience...

F...find out what they believe in and then tell them they're right. (F.D.Roosevelt)

7. The amateur worries about what he is going to put in to his speech,...

G...but a good story is worth a thousand pictures. (Anon)

8. A good picture is worth a thousand words,...

H...to prepare a good impromptu speech. (Mark Twain)

9. Presentations are like babies,...

I...the expert worries about what he is going to leave out. (Edgar Dale)

10. It usually takes more than three weeks...

J...easier to conceive than to deliver. (Pat O'Malley)

28 Emphasis

Changing the emphasis of the words we use in a sentence can completely alter the meaning of what we say. Say the sentences below putting the emphasis on the underlined words and notice how the meaning changes:

- I I should accept that job (rather than you)
- I should accept that job (it's better than anything else)
- I should accept that job (rather than criticise it)
- I should accept that job (rather than a different one)
- I should accept that job (I have contempt for it).

Where we put the emphasis can seriously change what others hear. Ask someone the riddle: “How many animals of each species did Moses take in the Ark?” with the emphasis on “of each species”. Most people will answer “2” because they hear “of each species” not the trick word “Moses”. The answer, of course, is that Moses took no animals into the Ark, Noah did.

29 Endings

The ending can sometimes be the most important part of a presentation: if first impressions win you the audience, it is final impressions that last.

A classic ending should see you going out on a high note. The final message should encapsulate without merely repeating what you've said.



“I studied English for 16 years but...
...I finally learned to speak it in just six lessons”
Jane, Chinese architect

ENGLISH OUT THERE

Click to hear me talking before and after my unique course download



- simplicity Keep your last words simple and easy to remember. Could you put it on a T-shirt?
- directness Make sure the message comes over loud and clear. People should know what they have to do next.
- something unexpected Finishing on a high note means a final flourish in a surprising but delightful way.

30 Enthusiasm

“Enthusiasm is the greatest business asset in the world: it beats money and power and influence. Single-handedly the enthusiast convinces and dominates.

Enthusiasm spurns inaction. Like an avalanche it overwhelms and engulfs all obstacles in its path, sweeps aside prejudice and opposition, storms the citadel of its objective.

Set the germ of enthusiasm afloat in your business: carry it in your attitude and manner; it spreads like a contagion and influences every fibre of your industry; it means joy and pleasure and satisfaction to your workers; it means life and virility; it means spontaneous bedrock results - the vital things that pay dividends.” (Quoted by Dorothy Sarnoff)

31 Enunciation

To enunciate means to speak clearly. This means making sure that an audience hears every sound and letter of your words. Here are three exercises which help to improve enunciation.

Exercise 1 Repeat: “the tip of the tongue, the teeth and the lips” three times without gabbling.

Exercise 2 Practise exaggerated enunciation in front of a mirror. Remember people understand by watching your lips as well as hearing your words.

Exercise 3 Practise opening the mouth a little wider when pronouncing vowels. Practise biting into the consonants P, B, T, D, K and G, as in P,P,P; P,P,P; P,P,P Pah...; B, B, B; B, B, B; B, B, B Bah...; and so on.

32 Eye Warmth

The eyes are the contact point between you and your audience. When there is an individual or collective meeting of eyes, there is warmth and rapport.

You should aim to have as much as 90% eye contact with your audience throughout the presentation. This of course means you have to know what you are going to say, and more you need to be scanning the audience for signs of feedback.

Aim to rest your eyes on each person at some point in the talk. When you look someone straight in the eye, you show the maximum amount of white and so your eyes appear to sparkle. You can avoid the appearance of staring at someone by moving your eyes around a triangle made up of their eyes and mouth.

To involve the audience, sweep them occasionally as a whole, moving from one side of the room to the other.

33 Fears, the ten worst human

The ten worst human fears recorded by David Wallechinsky in “The Book of Lists” are:

1. Making a speech before a group
2. Heights
3. Insects and bugs
4. Financial problems
5. Deep water
6. Sickness
7. Death
8. Flying
9. Loneliness
10. 1Dogs

Now, you no longer need to fear anything in making a speech to any size of group!

34 First Impressions Last

When you have been introduced or have completed your own formalities, the audience’s eyes and minds turn expectantly to you. They want you to interest them.

Your opening words and the way you express yourself must make an immediate impression. The audience needs to each say to themselves: “this looks worth staying for.” You must look and sound in charge.

One simple way to achieve this is to use an impact opening technique: one that intrigues, grabs the attention, and surprises without embarrassing or unnerving your audience.

In fiction, one of the most attention-grabbing openers is the opening sentence of George Orwell’s “1984”: “It was a bright cold day in April and the clocks were striking thirteen.”

35 Flipcharts

The flipchart is the most versatile of presentation aids. It is easy to see and move and can be used by anyone anywhere. IBM boasts that all its offices around the world possess a flipchart for instant presentations. For the general presenter, it has replaced the teacher’s chalk and blackboard.

Flipcharts come into their own when you want to build an idea progressively with your audience using diagram, illustration or word. They are also excellent for producing one-page summaries such as mind maps.

The versatility of flipcharts means that pages can be used...

- to display the name of your presentation

- to display useful themes around the wall
- to record audience ideas and questions.

36 Fill in the Blank Quiz I

Try these fill in the blank quiz questions and find out how much you know about presentation skills.

Missing words: *testimony; underestimate; persuasive; attention; map; theme; Signposting; deprivation; next; good.*

1. An audience will like you if you make them feel ____
2. “Money”, “love” and “safe” are three of the most _____ words used in sales talks.
3. Randomity _____ syndrome is an expression meaning “boredom”.
4. You should be able to put the main ____ of your talk onto a T-shirt.
5. Don’t _____ an audience’s intelligence or overestimate their knowledge.
6. A formal introduction should provide a route ___ to where your talk is going.
7. Illustrations, examples and _____ are examples of how to structure a persuasive talk.
8. The ending of a talk should tell people what happens ____
9. Most people’s _____ span starts to decline after 17 minutes.
10. _____ is a way of pointing in the direction you want your audience to go.

37 Fill in the Blank Quiz II

Your second chance to try some fill in the blank quiz questions on presentation skills.

Missing words: *authority; gymnastics; touch; Sweeping; prompting; kit; mind; phrasing; knees; limp.*

11. Good voice projection comes from where you place your _____ as well as your voice.

12. Articulation is a form of _____ between the tip of your tongue, your teeth and your lips.
13. When you give a speech, the meaning is in the _____
14. Visual aids are a way of _____ you through your talk.
15. _____ the audience means consciously moving your eyes across the audience.
16. Walking slowly and taking your time convey _____
17. Shallow breathing and weak _____ are signs of nerves.
18. Floating on the floor and going _____ are ways to relax.
19. Lost rapport occurs when you are no longer in _____ with your audience's needs.
20. A presenter's first-aid _____ should contain a spare of every part that is vital to your talk.

Excellent Economics and Business programmes at:



university of
 groningen



**“The perfect start
of a successful,
international career.”**

CLICK HERE
to discover why both socially
and academically the University
of Groningen is one of the best
places for a student to be

www.rug.nl/feb/education



38 Gestures, meaningful

There are six meaningful gestures which have their part to play in a presentation:

- directing, ie pointing at someone or something
- describing, ie showing what you mean through the use of hands and arms (“the one that got away”)
- counting, ie the numbers one, two, three, on your fingers
- holding something
- making a dramatic gesture
- signalling with your hands while someone else is speaking, eg “stop”, “go on”, “wait” signals.

Any meaningful gesture needs to be deliberately used. To eliminate repetitive gestures of which you are unaware, get yourself video-ed during a run-through and critically analyse your appearance with a colleague.

39 Hand Positions

The following fixed hand positions can look odd if held for too long:

- the Duke of Edinburgh: hands clasped behind the back
- the Napoleon: one hand inside the jacket
- the Archbishop of Canterbury: hands clasped in front of the groin
- the urchin: both hands deep in the pockets jangling money
- the Lloyd George: hands fastened high on the lapels in oratorical mode.

Aim not to give people the wrong impression with where you put your hands. Unless you want to make a point, place them in neutral: at your sides, on a table or lectern, or holding on to something that you use in your talk.

40 Inflection

Inflection is the way our voice rises and falls at the end of phrases to signal to listeners an underlying meaning.

- if the voice stays level at the end of a phrase, it implies a statement
- if the voice rises at the end of a phrase, it gives the effect of a question or an expectation of more to come
- if the voice falls at the end of a statement, it implies a command or end.

A good example of inflection is the reading of football results:

Hull 3 Bradford 1; Plymouth Argyle 3 Oldham 4

41 Information, gathering

The preparation stage between desktop planning and the first draft of your speech is the information-gathering stage. It is the stage when you research, gather, organise and play around with the material that you will use in your talk. There are five steps:

1. Research your information You can do this by collecting it at first hand, gathering ideas from others, or reading it up from written sources.
2. Arrange the information This means assigning headings and sub-headings to your material.
3. Filter the information Now you need to select the pieces of information which you would like to include in your speech together with anecdotes, jokes and stories.
4. Organise the information This is where you will outline your speech and decide what you will say where.
5. Put it all together: for example on a 1-page review.

42 Jokes

Jokes are a way of amusing an audience while at the same time sharing something with them. The point of contact is the shared laughter. If a joke works it brings you together; conversely, if the joke doesn't work, it pushes you apart. Jokes need to be appropriate, well-presented and, naturally, funny. A blue joke from the Rugby club dinner speech probably won't work well at the annual conference of the Women's Institute. Equally a joke told badly where you miss your timing, tell it too quickly or forget the punchline is worse than no joke at all.

This joke told by Patrick Forsyth seems to catch the mood of a farewell speech:

"I remember the day after Nigel joined us and overhearing the impression he'd made on two young ladies from Accounts."

"Doesn't that Mr Green dress well," said one.

"Yes," replied the other. "And so quickly."

44 Lead Them

The most effective way to lead an audience through your presentation is to try to follow them. Only by tuning in to where they are can you effectively respond by delivering a talk that is relevant to them. This is not an easy thing to do in a one-way presentation where opportunities for feedback are few. You can however do it if you...

- go at their pace. Speed up your speaking rate for subjects that they are familiar with, slow down for subjects that are new.
- watch out for signs that you are no longer getting through, such as whispers, fidgets, yawns
- use "we" rather than "you" ("We have five minutes to look at Bioengineering. Let's start with...")
- find common ground between you ("Like yourselves, I travel a great deal, so I know how hard it is...")
- listen to what they say before your talk, during your talk and afterwards.

45 Leading an Audience

When we plant facts in front of an audience and then show them solutions, we are leading an audience in a subtle way to where we want them to go.

Not: "One answer to the problem of polluted streets is to control the emissions of diesel engines.

But: “None of us needs to be reminded that our streets are polluted. We only have to look outside. What will we find? Blackened buildings, summer smog, choking pedestrians, an increase in asthma. So what can we do? Very little, it seems against the relentless tide of traffic and pollution. But there is one simple answer. And that is to control the emissions of diesel engines.”

The rhetorical question, “What will we find?” is a useful device to raise the audience’s curiosity and in the next breath satisfy it.

46 Lists and Checklists

The following is part of a presentation on computer office applications which uses a middle based around a list of five applications.

“There are five main applications for computer office software: databases, word processing, desk-top publishing, spreadsheets, and personal organisers.

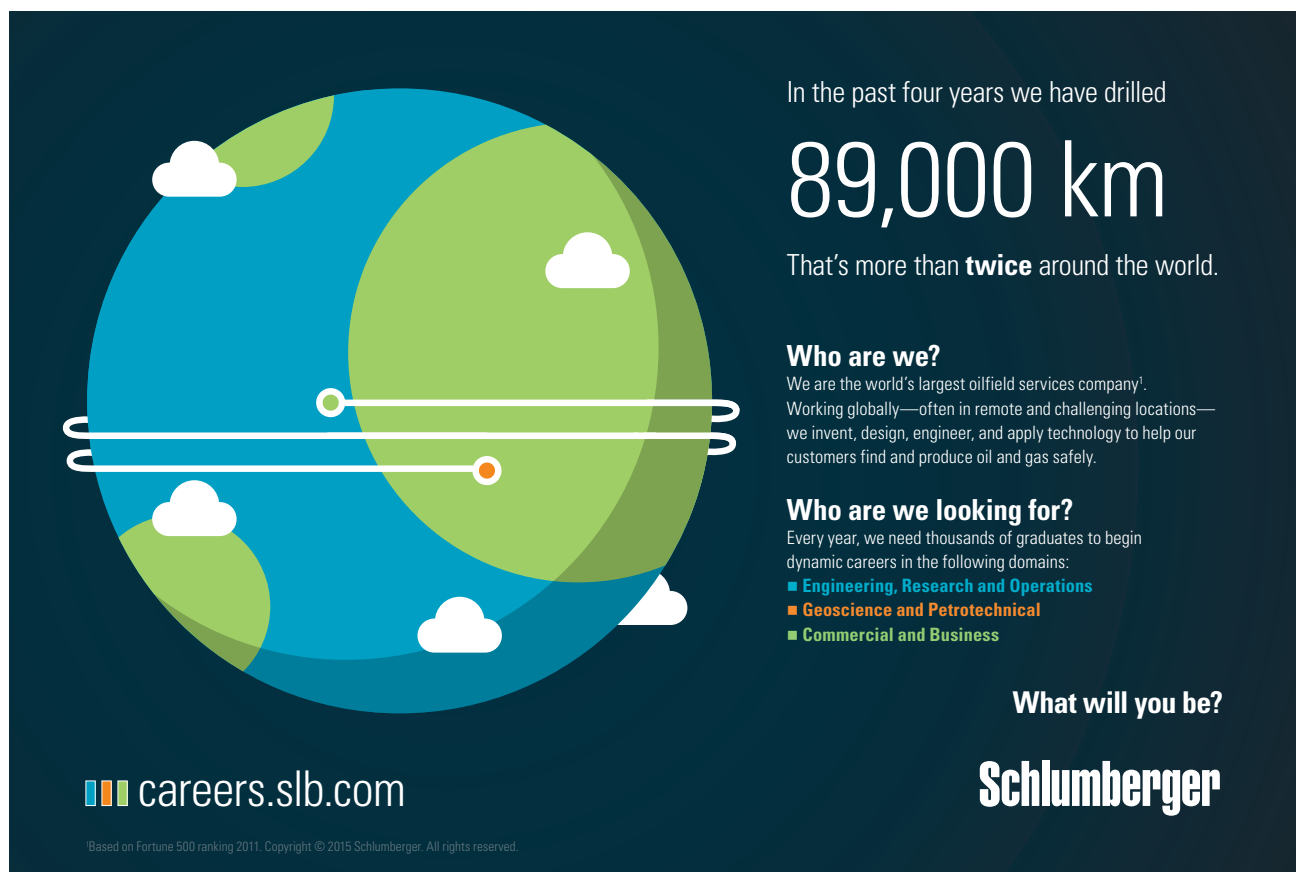
First, databases. There are two kinds of databases: flatbed and relational.

Second, word processing. Here there is a wide range of options. Starting at the simple end...

Next, desktop publishing, one of the most fun uses of software. DTP can be used in numerous ways...

Now we come to spreadsheets, a more specialised area. Here are five examples...

Finally, personal organisers, your own private secretaries...”



In the past four years we have drilled

89,000 km

That’s more than **twice** around the world.

Who are we?
We are the world’s largest oilfield services company¹. Working globally—often in remote and challenging locations—we invent, design, engineer, and apply technology to help our customers find and produce oil and gas safely.

Who are we looking for?
Every year, we need thousands of graduates to begin dynamic careers in the following domains:

- Engineering, Research and Operations
- Geoscience and Petrotechnical
- Commercial and Business

What will you be?

Schlumberger

careers.slb.com

¹Based on Fortune 500 ranking 2011. Copyright © 2015 Schlumberger. All rights reserved.



47 Mantras

Meditation is a form of relaxation which focuses all your thinking on one object, picture or sound.

A mantra meditation directs your focused thinking onto a repeated phrase, a mantra being a mystical Hindu chant. The repeated words can take your mind off your presentation, relax you and put you into the positive frame of mind expressed in the words.

This is a mantra to use before you speak and can be said to yourself for as long as you have to wait.

“I’m pleased I’m here;

I’m pleased you’re here;

I care about you;

I know that I know.”

48 Middles of Presentations

The “Middles” are the main bodies of presentations. They should have a structure which the audience can see and follow but which doesn’t constrain or prove artificial. The structure needs to be right for the subject.

In informative talks, structures are fact-based. The following seven can be used for presentations of information: lists; checklists; bullet points; logical steps; sequences; mnemonics; numbers.

In persuasive talks, boil the message down to a few main themes and then add supporting examples and anecdotes at relevant points. The word “anecdote” comes from the Greek word “an” meaning “private” and “ekdotos” meaning “a written publication”, hence a short incident on someone’s private life.

49 Mnemonics in Presentations

The following example of a presentation on Stress management uses the word STRESS as a mnemonic to make six points about stress.

“Let’s look at six ways to beat stress. We can remember them easily in the word stress itself, so that when we feel “stress”; we can think of these antidotes.

S means Slow down. Just do things that little bit more slowly.

T says “Take a break”. Ease up, go and look at the flowers, admire the view.

The A to Z of Presentations

R is relax. Learn some relaxation techniques.

E means Exercise. This can be anything you enjoy doing, from aerobic exercise to a brisk walk.

S stands for Switching off and letting go.

S, the last S, is to Swim with the tide and let the waves take you where you want to go.”

49 Multiple Choice Quiz

Try these multiple choice quiz questions and find out how much you know about presentation skills.

1. Which of the following is the correct meaning of “randomity deprivation syndrome”?
 - a) persuasion
 - b) boredom
 - c) conviction
 - d) enthusiasm
2. What do you do when you “roast” someone in a presentation?
 - a) turn the heat up on someone
 - b) criticise someone
 - c) argue with someone
 - d) poke gentle fun at someone
3. What is standing holding your lapels known as?
 - a) the Lloyd George stance
 - b) the Duke of Edinburgh stance
 - c) the Napoleon stance
 - d) the Archbishop of Canterbury stance
4. Which of the following is not considered to be one of the 12 most persuasive words to use in a presentation?
 - a) guaranteed
 - b) effective
 - c) new
 - d) money
5. Which of the four business audience types does this describe: “busy people, they like you to start and end on time, and quickly get to the bottom line”?
 - a) amiables
 - b) expressives
 - c) drivers

- d) analyticals
6. What oratorical device repeats a word or phrase an odd number of times, often three, as in Churchill's "we will fight them on the land, we will fight them in the air, we will fight them on the sea"?
- a) analogy
 - b) anaphora
 - c) planting
 - d) commentating
7. What presentational device has been called "fast food for the eyes" because they're quick to make and easy to digest?
- a) summaries
 - b) agendas
 - c) cue cards
 - d) first drafts
8. Which of the following shows you're in control of your presentation?
- a) a well-timed pause
 - b) a smart walk to the podium
 - c) speaking louder than normal



American online
LIGS University
is currently enrolling in the
Interactive Online **BBA, MBA, MSc,**
DBA and PhD programs:

- ▶ enroll **by September 30th, 2014** and
- ▶ **save up to 16%** on the tuition!
- ▶ pay in 10 installments / 2 years
- ▶ Interactive **Online education**
- ▶ visit www.ligsuniversity.com to find out more!

Note: LIGS University is not accredited by any nationally recognized accrediting agency listed by the US Secretary of Education. More info [here](#).



- d) a fast pitch to your voice
9. Which of the following does a high and fast voice pitch indicate?
- a) excitement
 - b) gravity
 - c) humour
 - d) cheerfulness
10. Which of the following visual aids is best to use when you want to develop a theme with an audience?
- a) overheads
 - b) slides
 - c) flipcharts
 - d) handouts

50 Narratives

Everyone loves a story.

A story appeals to the imaginative right brain as well as the factual left brain. A story can amuse us, hold us in suspense and paint a picture. A story can make exactly the same points as the points themselves, without people being fully conscious of it. A story uses people and personalities to add flesh to the facts. A story gives insight into human motives and reasons.

If you find your factual presentations sound staid and colourless, turn them into stories instead.

“A good picture is said to be worth a thousand words, but a good story is worth a thousand pictures.”

51 Natural Smiles

There are over 20 different kinds of smile, from sheepish grins to sinister smirks. Your talk may require you to call on any of these at any time, but your natural smile should be a relaxed, friendly and self-confident one. It should say to your audience: “I’m happy to be here; I’m happy that you’re here.”

There are a few significant moments in your presentation when a smile can help.

- just before you start speaking, look up at everyone, pause and smile
- when you make contact with anyone directly, encourage their involvement with a smile
- when you end, thank them with a smile.

52 Nerves

The symptoms of nerves before a presentation are the symptoms of stress. When the mind perceives a threat, as it does when it thinks about everything that could go wrong, it automatically switches on the fight-flight response. In gearing up for this reaction, the following symptoms of “nerves” will appear:

- stage-fright
- butterflies
- sweaty palms
- shallow breathing
- thumping heart
- weak knees
- panic
- loss of control

If you feel nervous facing a large audience, imagine that you are just talking to one or two close friends instead.

53 Numbers

The middle section of the following presentation uses numbers to make an interesting journey around a department.

“Let me take you round our department with the aid of a deck of cards.

The 10 is for the 10 most important words for us. They are...

The 9 are the functions we perform...

The 8 ways we help are...

The 7 things we are proudest of achieving in the last year are...

The 6 people in the team are...

The 5 most important standards are...

The 4 rules we stick to are...

The 3 top qualities for working here are...

The 2 pillars on which we rest are...

The 1 word which sums us up is...”

54 The Numbers Game

Put the following numbers against the right boxes below: 20, 7, 2, 60, 6, 272, 55, 17, 90, 38.

1. According to research, after how many minutes do most people's attention spans start to decline?
2. If you have an audience of 35, what is the ideal size of a screen for them to view slides, in inches?
3. What is the number of words both horizontally and vertically that you should put on overheads for maximum effect?
4. For what % of your talk should you ideally hold eye contact with your audience?
5. How many different smiles do we have?
6. In the list of human phobias, where fear of public speaking is top, where does death come?
7. In the list of human phobias, where fear of public speaking is top, where does heights come?
8. How many words are there in the Gettysburg Address?
9. According to research, what % of the impact of a presentation comes from the vocal?
10. According to research, what % of the impact of a presentation comes from the visual?

55 Openers, formal presentation

Whether you are kicking off yourself, or being introduced by the chair, the formal opening to a presentation is always the same. It can consist of five brief and separate formalities:

- a courteous welcome, expressed sincerely
- a short self-introduction, saying who you are, who you represent, and why you have come
- an outline of what you plan to achieve in your talk
- a route map of where you plan to go, so that the audience know where they are and where they are going
- any important rules, such as whether the audience need to take notes, if there will be breaks, whether questions will be taken.

56 Openers, impact

These are a further set of impact openers to use at the start of a talk:

- a gesture “Some people seem to think that money is like water (pour water from a jug into a bucket)”
- a benefit for them “If you want to save £1000 a year, stay tuned...”
- history “When we began making software in 1985, people said it wouldn’t work...”
- proof of your credentials “We now sell to China, Australia and Nepal...”
- gimmicks “(After 10 seconds of silence)...You have just experienced what 1 out of 3 callers to this organisation experience.”
- curiosity “You may wonder what my talk has to do with tyrannosaurus rex...”

57 Opening Techniques

The following impact techniques can be used to grab an audience’s attention at the start of a talk:

- news “I’d like to give you some news that’s just come in...”
- a quote “It was Richard Branson who said that there’s only one way to make money...”
- a question “Let me ask you a simple question: What would you all rather be doing now?”
- a story “When I was in Cambodia during the reign of Pol Pot...”
- a fact “Research shows that 7 out of 10 people will suffer some form of mental illness one day...”
- drama “The next 10 minutes could change your life...”

.....Alcatel-Lucent 

www.alcatel-lucent.com/careers

What if you could build your future and create the future?

One generation’s transformation is the next’s status quo. In the near future, people may soon think it’s strange that devices ever had to be “plugged in.” To obtain that status, there needs to be “The Shift”.



58 Overheads

The overhead transparency has become the standard tool for presenters, particularly when speaking to large audiences.

Transparencies are valuable for conveying information which words cannot adequately describe. This includes pie charts, graphs, tables of figures and diagrams. Successive slides can also be used to build a show by adding slides to previous ones, or by unmasking sections of the slide as you go. Overheads are also indispensable if you want to show your audience an idea or theme, such as a picture or drawing, that you cannot draw yourself or have no time to draw during the presentation.

If they are used as an integral part of your presentation, you need to rehearse your overhead show as much as any other part of your performance.

59 Pace, speaking

We each have a natural speaking pace which reflects the flow of thoughts and feelings in our brains. Women, for example, tend to speak more quickly than men because their feelings flow more freely.

Since we speak at the pace that suits us, it is difficult to realise that this may not be a pace that suits others. When some people in an audience fidget, while others appear calm and attuned, it is probably because some are tuned in to your speaking rate while others are not.

In a prepared speech, we can compensate for the different paces in an audience by varying the rates at which we speak: sometimes speeding up, for example when building to a climax and sometimes slowing down when we require emphasis, solemnity or suspense.

60 Pauses

A pause should be a planned and definite act and should not be filled with “ums”, “ers” and “basicallys” or a look of embarrassment.

- audiences appreciate pauses. It lets them catch up and helps them to think. It is a way of building interest and suspense.
- pauses allow you time to collect your thoughts which are always just a little ahead of your words
- pauses are natural punctuation marks. If you are keeping pace with your audience, you know just how long to pause to keep them interested.

The great pianist Arthur Schnabel said: “The notes I handle no better than many pianists. But the pauses between the notes...that’s where the art resides.”

61 Persuasion, the 5 P’s of

The middle part of a persuasive presentation is an exercise in leading the audience through the current situation via the options for improvement to the solution. One classic structure for the body of a persuasive presentation is the 5 P’s, consisting of present situation; problem; possibilities; pros and cons; and proposal.

“Space is now extremely limited in all the offices and has become critical since the increased workload. The result is cramped conditions for staff to work in, inefficient working practices and deteriorating customer service. There are three possible options: to cut back on the workload, to extend or to move. It is not possible to cut back due to the legislative timetable. The building is at its physical limits. This leaves moving as the only viable option. It is proposed that a feasibility study be carried out urgently into the possibilities of moving to Windsor Street.”

62 Persuasive Words, the 12 most

A group of students from Harvard University in America carried out research into which words were used most frequently in successful sales talks.

The following is their list of the 12 most persuasive words:

1. discovery
2. easy
3. health
4. guarantee
5. love
6. new
7. money
8. results
9. proven
10. Isafety
11. Isave
12. Iyou.

63 Phrasing

If the unit of writing is the word, the unit of speaking is the phrase.

A speech can be broken into chunks of phrases which carry individual pieces of meaning. When we deliver our speech, it is necessary to speak in phrases rather than separate words so that we convey the whole meaning.

Phrases and their meanings make sense to listeners through the pauses between each phrase. Newscasters and broadcasters are expert at phrasing...

“Here is the news (pause)...Early today...”

64 Pitch

Pitch is the degree of acuteness in the voice. A low and slow pitch can indicate gravity; a high and fast pitch can indicate excitement.

To get a sense of the different levels of pitch, try these sentences out loud. Read them first from top to bottom, then from bottom to top and then randomly.

High pitch: "It's a wonderful day!"

Middle pitch with inflection on "lovely": "It's a lovely day!"

Middle pitch: "It's a nice day!"

Lower pitch: "It's a miserable day!"

Lower pitch still: "It's a horrid day!"



Maastricht University

Leading in Learning!

**Join the best at
the Maastricht University
School of Business and
Economics!**

Top master's programmes

- 33rd place Financial Times worldwide ranking: MSc International Business
- 1st place: MSc International Business
- 1st place: MSc Financial Economics
- 2nd place: MSc Management of Learning
- 2nd place: MSc Economics
- 2nd place: MSc Econometrics and Operations Research
- 2nd place: MSc Global Supply Chain Management and Change

Sources: Keuzegids Master ranking 2013; Elsevier 'Beste Studies' ranking 2012; Financial Times Global Masters in Management ranking 2012

**Maastricht
University is
the best specialist
university in the
Netherlands
(Elsevier)**

**Visit us and find out why we are the best!
Master's Open Day: 22 February 2014**

www.mastersopenday.nl



Click on the ad to read more

65 Planting

“Planting” is a technique which places facts and information right in front of the audience, possibly with a challenging question. When the audience has then asked themselves the question, you offer up the solution which you want them to consider.

Not: We developed a much faster drive which should meet the needs of the IT department.

But: We were told that the IT department found the old drives much too slow. It won't surprise you then to know where we concentrated our efforts. Yes, that's right. On building faster drives.

Planting a fact, inviting the audience to study it and then suggesting an answer is a more seductive way to lead an audience than simply speaking at them. It creates the feeling that you are working with the audience not on a different track from them.

66 Presentation Style

A presentation is more persuasive and more interesting if the body of the talk presents information in a variety of ways.

Simple talk-and-listen is only one way to convey information and perhaps not always the best. There are seven different ways in which we can put things over to an audience.

1. The written word: handouts; overheads; leaflets
2. Sound: discussion; voices; quotes; music
3. Pictures: visual aids; video; diagrams;
4. Touch: feeling textures; handling products
5. Intrapersonal: reflection and time to think
6. Numerical: statistics; prices; sums
7. Interpersonal: questions and answers

67 Presentation Techniques

The following are ten techniques for bringing a presentation text to life:

1. choice of words: use words whose meaning is instantly understandable to your audience
2. the written and the spoken: use idiomatic conversational English
3. signposting: let people know where you're going
4. planting: use this technique to lead an audience
5. respect prior knowledge: deliver information on the assumption that your audience may already know it
6. word lists: make sense of word lists
7. anaphora: use anaphora to build up rhythm
8. jokes: use jokes wisely
9. the creative pause: learn how to pause for maximum effect
10. Inarratives: tell stories and analogies to add interest and humour to your message.

68 Presentation, a definition of

The following are definitions of a presentation:

I

“A presentation takes place in order to persuade a person or group of people to..

- adopt or revise an attitude
- accept or modify an opinion
- take or refrain from taking an action or decision.”

(Antony Jay)

II

“A presentation is a form of predominantly formal and one-way communication aimed at giving information to one or more people in ways that enable them to act.”

69 Presentation, preparing a

There are seven steps in moving from the germ of a presentation to being ready to deliver. They are:

1. desktop planning think through your presentation with pen and paper
2. gather material research and collect material you need to use which relates to the purpose of your talk
3. write the first draft at this stage you can either write out the presentation in full or in note form
4. produce cue cards cue cards are the hints you need to take you through your talk
5. prepare the room this means ideally visiting the room where you are going to speak or, if you are unable to, preparing the layout on paper
6. rehearse for a slick performance, you should rehearse until you are sure of what you want to say
7. now forget it until you need to prepare yourself just before the talk.

70 Presentations, business

Presentations are a popular and ongoing feature of business life. For the busy employee, manager or director, they are ways of receiving information without the lengthy process of finding, reading and understanding information yourself.

Presentations are varied and include:

- business presentations to clients and customers
- proposals to management
- staff conferences and meetings
- public relations presentations
- running and participating in training workshops
- giving feedback on group performance

- induction training
- being a guest speaker at a meeting
- presenting an award
- giving a vote of thanks
- introducing other speakers.

71 Presentations, effective

The seven features of effective presentations together form the mnemonic SUCCEED.

The letters stand for:

S - Suitability ie is a presentation the best way to communicate?

U - Understanding ie, will a presentation help others understand your message?

C - Convincing ie, can you convince others to your message using a presentation?

C - Commanding ie, will your delivery be commanding and authoritative?

E - Entertaining ie, will your presentation entertain?

E - Enthusiastic ie, can you convey enthusiasm with your ideas?



agence c&g - © Photomastop

> Apply now

REDEFINE YOUR FUTURE
**AXA GLOBAL GRADUATE
PROGRAM 2015**

redefining / standards 



D - Daring ie, is the presentation exciting and lively?

72 Prior Knowledge

Unless you're sure of who you're talking to, you won't always know how much your audience already knows about your views or products.

This presents a simple dilemma: if you assume they don't know, you will give them information presented as "new information". The result is that those who already know will become bored and find your speech lack-lustre.

On the other hand, if you assume they know and leave the information out, you may be wrong and leave people muddled and confused.

Respecting "prior knowledge" gets round this dilemma. It allows you to present new information as if people already knew it.

73 Questions, difficult

Questions from the floor may or may not enhance your presentation depending on the subject and your audience. If you do decide to take questions, you may need to field four different question types. These are set to trap you:

1. The test question to find out how much you know.
"What evidence do you have for making these claims?"
2. The show-off question in which the questioner wants to show how clever they are.
3. The defensive question which may reveal that someone feels under threat, eg "How do you know this'll work?" (= I'm scared if it does)
4. The concealed objection, which is a way of challenging you, eg "Why is the price so high?"

74 Rapport, losing

Lost rapport is the feeling deep in the pit of your stomach when you realize that you have lost your audience and are no longer getting through to them.

It may be a feeling you pick up, or signs of boredom among the row of faces. It may be when you dry up or start to feel anxious about the impression you're making. It may be panic and a wish that the floor would suddenly open up and release you from the torment.

At times like these - and every seasoned speaker has experienced them - your only course of action is to stay calm and regain control of your thoughts, feelings and actions. If you test your fears by re-connecting with the audience, say by asking for questions, there is every likelihood that you are mistaken; the audience aren't lost, they may be intensely interested.

75 Rehearsing

Rehearsing - or “re-hearing” - is an essential part of preparing your speech. There are three ways to rehearse and you should use all three.

1. To yourself Internal rehearsal can be done anywhere at any time, even in bed before you go to sleep. It means visualising yourself giving your speech, mouthing the words and going through each move.
2. To the mirror Rehearsing in front of a mirror, ideally full-length, enables you to see yourself as others will see you; and to try out the moves and sequences of your talk.
3. Dress rehearsal You should practise your speech “for real” either alone or with an audience of colleagues. This allows you to time yourself. Do this well in advance of your presentation so that you can make changes.

76 Resonance, voice

Resonance is the sound made when your breath reverberates in the empty spaces inside you. It gives a deeper, stronger quality to your voice. If you are speaking in a large room without a microphone, resonance will enable you to fill up the space without straining.

In this exercise, you can feel resonance by placing both hands on each part of your body and pronouncing the sound as deeply as you can.

- Place your hands on your tummy and say “Oh”
- on your abdomen and say “Ah”
- on your breastbone and say “Ah”
- on your throat and say “I”
- on the top of your head and say “Ee”
- on your head and tummy and say “Oi”
- on your tummy and say “Oh”

77 Seating Styles

There are three basic kinds of audience seating:

- a) Theatre style Theatre-style seating is necessary for large audiences and lecture-style talks. You need to make sure that in any theatre-style arrangement, you can see everyone in the room and they can see you.
- b) Horse-shoe shape Horse-shoes shapes, with or without seat-tables, are best when you have a group of up to 15 and you want participation. This shape is quite intimate since you are in uninterrupted contact with your audience.
- c) Village-style Village-style seating works best when you want to involve the audience in small group work. It is however much harder to keep order with small groups at separate tables.

78 Show Don't Just Tell


Turning a simple presentation point into a narrative or story can entertain and involve the audience on a different level. It is a way of showing them not just telling them.

Not: "Our personal computer has three kinds of memory storage: the random access memory, the hard drive and the floppy drive."

But: "Designing the storage memory for this particular computer was always going to be a tricky problem. The first team to look at it was Rob James and Ellen Smith. After several experiments they discovered that they could build in a huge RAM but their problem was what to do with the hard drive. This was new territory. Neither of them had worked on anything like that before. First, they tried a separate box. No good. Then a new casing. Still no good. They were about to give up when news came from Japan about an amazing new microchip..."

79 Signposting

The technique of Signposting, or Labelling, can be used throughout a presentation. Signposting, like the signs on a street, is a way of letting the audience know in advance what is coming next in your talk. It is used to tell the audience what you want them to understand from it.



**Empowering People.
Improving Business.**

BI Norwegian Business School is one of Europe's largest business schools welcoming more than 20,000 students. Our programmes provide a stimulating and multi-cultural learning environment with an international outlook ultimately providing students with professional skills to meet the increasing needs of businesses.

BI offers four different two-year, full-time Master of Science (MSc) programmes that are taught entirely in English and have been designed to provide professional skills to meet the increasing need of businesses. The MSc programmes provide a stimulating and multi-cultural learning environment to give you the best platform to launch into your career.

- MSc in Business
- MSc in Financial Economics
- MSc in Strategic Marketing Management
- MSc in Leadership and Organisational Psychology

BI NORWEGIAN BUSINESS SCHOOL

EFMD
EQUIS
ACCREDITED

www.bi.edu/master



- we can signpost the whole talk when we start: “I’d like to do three things this morning. First, I’d like to look at our current position; then our plans and finally, the costs.”
- we can signpost a sub-point: “My second area is to look at plans. First, this year’s; then next year’s...”
- we can signpost any issue: “Let me give you an example of what I mean...”
- we can signpost the end: “Just one more point before I finish...”

Audiences appreciate signposting because it helps them know where they are.

80 Tone

Tone is a musical expression which includes tempo, pitch, timbre and emphasis. We usually refer to a person’s range of speaking tones in the same way as we speak of the range of tones of a musical instrument.

Most English speakers have just two or three tones of the musical scale (some are monotone). The Welsh and West Highlanders of Scotland on the other hand use at least an octave and a half.

Speech is more interesting and enjoyable to listen to when we use a wide variety of tones.

81 True or False? Quiz I

Try these true or false? quiz questions and find out how much you know about presentation skills.

One of the main aims of a presentation is to get people to trust you.	True or False?
You cannot make your mark by delivering a simple presentation.	True or False?
Routine presentations, such as a vote of thanks, don’t need to be rehearsed.	True or False?
The structure of an informative talk should be a logical one.	True or False?
When you want to persuade an audience, you should tell them your idea at once.	True or False?
You shouldn’t write out your presentation in full or it will lack spontaneity.	True or False?
Spontaneity comes when you know your presentation well enough to relax into it.	True or False?
People shouldn’t have to think twice about what your words mean.	True or False?
A good presentation allows for the use of ungrammatical English.	True or False?
Abstract words are better in a presentation than concrete words.	True or False?

82 True or False? Quiz II

Your second chance to try some true or false? quiz questions on presentation skills.

Timing is about being just ahead of your audience, but not too far.	True or False?
You shouldn’t speak too colloquially in a business presentation.	True or False?
It is best to use a microphone to give your talk regardless of the size of room.	True or False?
How you dress makes no difference to the success of a presentation.	True or False?

Convention, smartness and acceptability dictate how you should dress for a presentation.	True or False?
It is a good idea to focus on one or two people in an audience and address them.	True or False?
Nerves are a sign that you want your talk to go well.	True or False?
Getting to know your audience before a talk is a way to dispel your nerves.	True or False?
If a questioner disputes your facts, you should strongly argue back.	True or False?
Flipcharts are a good way to build ideas with your audience.	True or False?

83 Under Starter's Orders

In the moments before you start to speak, the audience are a disorganised and disparate collection of individuals, pairs and small groups. They are like the runners before a horse race facing in different directions.

The moment you move to speak, they come under your control, falling expectantly silent, turning towards you, lining up together.

They are under starter's orders.

It is at this moment, when you have the full undivided attention of your audience, that you are able to set the tone, make a strong impression and lead them in the direction you want them to go.

84 Visuals

There are five main kinds of visual aids: props; flipcharts; overheads; handouts; photographic material. Other visual aids which can be called on are: LCD and computer screen displays; audio-cassettes; table-top mini-flipcharts; fixed white boards.

There are some general rules to bear in mind when using visual aids:

- make sure everyone can see your visual aids
- keep the visual aids simple and to the point
- avoid too many capital letters; lower case is easier to read
- don't overdo the number of visual aids; use them only where there is no other way to make your point
- make them dynamic so that people think "Wow!" eg using a succession of slides on top of each other
- rehearse their use until you are slick
- stay in control of the on/off switch of the machine.

85 Voice, using the

There are a number of ways we can adjust the way our voice sounds. Here are ten of the most important for the presenter:

1. volume: loud or quiet?
2. pace: quick or slow?

3. pitch: high or low?
4. articulation: clear or garbled?
5. resonance: deep or shallow?
6. tone: monotone or multi-tone?
7. phrasing: do we speak in phrases or in sentences?
8. pauses: are our pauses at natural stops?
9. inflection: does our voice rise and fall with the sense of our words?
10. accents: is our accent natural or false?

86 Volume

Voice volume and projection are the two means by which your message reaches everyone in the room.

Good volume and projection are the result of using the breath. Some people speak on the inward breath which loses the voice in the intake of air; some on a held breath which creates tension.

The best way to speak and project is on the outward breath. If, when you breath in, you fill not just the lungs and chest but also the diaphragm (the area of the abdomen below the tummy), you will have the maximum exhaling breath with which to speak.

Always aim to project your voice to the back of the room, so that it hits and rebounds off the rear wall. This kind of voice projection comes as much from your mind as it does from your voice.

Need help with your dissertation?

Get in-depth feedback & advice from experts in your topic area. Find out what you can do to improve the quality of your dissertation!

[Get Help Now](#)



Go to www.helpmyassignment.co.uk for more info



87 Wall Push, the

The Wall Push is a technique recommended by writer Dorothy Sarnoff to control stage fright in actors. It was used successfully by Yul Brynner, star of the musical “The King and I”.

The technique is as follows:

Stand about 18” away from a wall and place your palms flat on it. Push against the wall. As you push, the muscles of your “rectus abdominis” will contract. As you breath out, hiss and contract the muscles below the rib cage as if you were rowing a boat against the current.

A similar effect can be produced by pressing the base of the hands against each other, elbows akimbo.

These moves prevent the production of nerve-enhancing noradrenaline and epinephrine.

88 Word Lists

A common technique in written English is to make a list of items and then say what connects them.

“Chamberlain, Churchill, Eden, MacMillan, Home - all Tory leaders with aristocratic connections...”

When reading a list, we can always go back through it if we’re not sure who or what was in it. This is not possible in spoken English, so the meaning of the list needs to be clear from the start.

“Chamberlain was a Tory leader with aristocratic connections. So were Churchill, Eden, MacMillan, and Home.”

89 Writing and Speaking

Speakers who lack the confidence to speak directly to their audience tend to lean heavily on their prepared texts. This creates the risk of speaking the written word which can sound artificial and stilted.

Conversational English on the other hand is natural and flowing. By creating the feeling of a personal chat, the conversational style helps to build audience rapport.

Idiomatic, conversational English is distinctly different from written English. It allows for occasional ungrammatical and incorrect use of words and sentences, as long as the meaning is clear and sounds right. You would not, for example, say the grammatically-correct “For whom is it?” in place of the colloquial “Who’s it for?”

90 Presentation Skills: Answers To Quiz Questions 01

Here are the answers to Fill In The Blank Quiz I and II, True or False? Quiz I and II, Multiple Choice and Donkeys' Tails.

	Fill in the Blank I	Fill in the Blank II	True or False I	True or False II	Multiple Choice	Donkeys' Tails
1	good	mind	T	T	1-b	1-D
2	persuasive	gymnastics	F	F	2-d	2-E
3	deprivation	phrasing	F	F	3-a	3-A
4	theme	prompting	T	F	4-b	4-B
5	underestimate	Sweeping	F	T	5-c	5-C
6	map	authority	F	F	6-b	6-F
7	testimony	knees	T	T	7-c	7-I
8	next	limp	T	T	8-a	8-G
9	attention	touch	T	F	9-a	9-J
10	Signposting	kit	F	T	10-c	10-H

91 Presentation Skills: Answers To Quiz Questions 02

Here are the answers to Definitely Definitions and The Numbers Game.

	Definitely Definitions I	Definitely Definitions II	The Numbers Game
1	Logorrophobia	Poise	17
2	Logorrophilia	Analyticals	60
3	Randomity deprivation syndrome	Mnemonics	6
4	Signposting	Village-style seating	90
5	Commentating	Planting	20
6	Roasting	Resonance	7
7	Anaphora	Articulation	2
8	Analogy	Sweeping the audience	272
9	Pitch	The Napoleon stance	38
10	Phrasing	Low periphery movement	55